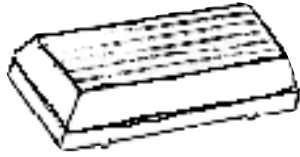


Dome Lenses, Door Jamb (Group 11)



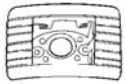
Dome Lamp Lenses

- 1961-1972** All with rectangular dome.
DL-617NLA
- 1968** All except convertible and station wagon.
DL-68\$6.00 ea.
- 1969-1970** All except convertible and station wagon.
DL-690NLA
- 1971-1972** All except convertible and station wagon.
DL-712\$5.50 ea.

Courtesy Lamp Lenses



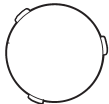
- 1961-1972** All convertibles.
CL-544.....\$5.75 ea.



- 1961-1972** All convertibles. Courtesy Lamp Housing.
CLH-542.....\$27.00 ea.



- 1961-1965** All with three circular rings.
CL-615.....\$7.50 ea.



- 1966-1968** All with smooth surface.
CL-618.....\$6.00 ea.
CB-618.....(Chrome Bezel for Above).....\$39.50 ea.

- 1968-1969.** Correct rectangular lens with Tri-Shield
1968-1969: Wagons;
1969: All with long rectangular lens
CL-69.....\$16.50 ea.

- 1968-1969.** Replacement lens with ribs.
1968-1969: Wagons;
1969: All with long rectangular lens
CL-689.....\$5.25 ea.



- 1969-1972** All with seven (7) circular rings.
CL-695.....(GM Translucent).....\$4.00 ea.
CL-695R.....(Repro. - White).....\$20.25 pr.



- 1969-1972** All Courtesy Lamp Housing.
CLH-692.....\$16.50 ea.

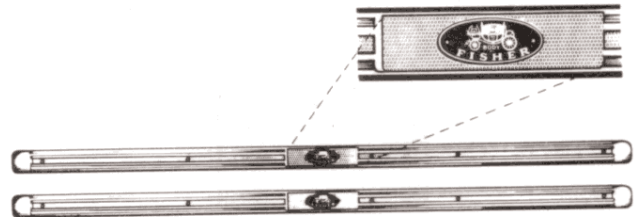
Air Duct Hose

Sturdy, wire reinforced Defroster and Air Duct made like the original with rubber impregnated cloth covering. Specify inner diameter and length. Sold in one foot increments only.



- | | | |
|-------------|-------------------|------------|
| AD-150..... | 1 1/2"..... | \$6.25 ft. |
| AD-200..... | 2"..... | \$6.75 ft. |
| AD-250..... | 2 1/2"..... | \$7.50 ft. |
| AD-300..... | 3"..... | \$7.75 ft. |
| AD-350..... | 3 1/2"..... | \$8.00 ft. |
| AD-375..... | 3 3/4"..... | \$8.00 ft. |
| AD-400..... | 4" (4' max.)..... | \$8.25 ft. |

Door Sill Plates (11.175)

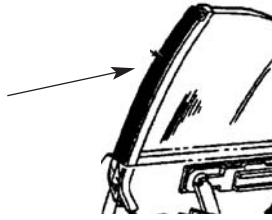


- 1961-1963** all 2-door models. Pair. Custom made 7 mo. delivery
DS-613S.....\$215.00 pair
- 1964-1967** all 2-door models. Pair. In stock
DS-647.....\$54.00 pair
- 1968-1972** all 2-door models. Pair. In stock
DS-682.....\$85.00 pair

Switches - Miscellaneous Door Jamb Switches

- 1964-1972**
1964-1967: Special (front);
1968-1970: All, right front;
1969: Skylark, Sportwagon (rear);
1971-1972: Custom, GS & Sportwagon.
DJS-642\$ 6.50 ea.
- 1968-1972**
1968-1970: Left front;
1971-1972: Skylark, except custom, GS & Sportwagon.
DJS-665\$ 6.50 ea.

Rear 1/4. Rocker Panel (Group 11)

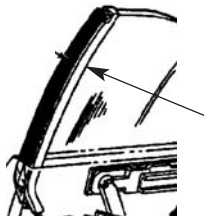


Quarter Window Seals
 This is the Vertical Rubber Sealing Strip Between the Front and Rear Side Windows on All Hardtops and Convertibles;
SOLD IN PAIRS

- 1961-1963 All.**
 QS-550\$15.00 pr.
- 1964-1965 Convertibles.**
 QS-645C\$19.25 pr.
- 1964-1965 Hardtops.**
 QS-645H\$19.25 pr.
- 1966-1967 All.**
 QS-667\$19.25 pr.
- 1968-1972 All.**
 QS-682\$19.25 pr.

Quarter Window Chrome

1964-1972 All two door hardtop & convertible models. (1968-1972 pieces can also be used on 1964-1965 models with slight trimming of cover end).



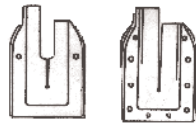
1966-1967 Models

- QC-667L.....Left Side.....\$46.25 ea.
- QC-667R.....Right Side.....\$46.25 ea.

1968-1972 Models

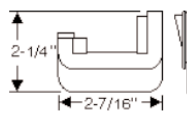
- QC-642L.....Left Side.....\$66.50 ea.
- QC-642R.....Right Side.....\$66.50 ea.

Quarter Window Lock Pillar Seals



- 1962-1963 All two door hardtops.**
 LPS-623.....\$34.00 pr.
- 1962-1963 All convertibles.**
 LPS-623C.....\$31.00 pr.

- 1964-1965 All two door hardtops and convertibles.**
 LPS-645\$18.75 pr.



- 1964-1965 All convertibles. Filler at rear on inner panel. Found at bottom rear side of window when window is rolled up.**
 LPS-645C\$41.50 pr.

- 1966-1967 All two door hardtops and convertibles.**
 LPS-667\$20.00 pr.

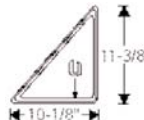
- 1966-1967 All 4-door hardtops. For rear doors**
 LPS-667H\$43.00 pr.

- 1968-1972 All two door hardtops, convertibles & Sport Wagons**
 LPS-682\$21.00 pr.

Quarter Window Auxillary Seals (11.015)

1968 thru 1972 all 2-door hardtop & convertible. Located at rear base of quarter window at bottom.

- QS-682A\$



- 1961-1963 Special 4-door sedans. Weatherstrip, rear quarter fixed window.**
 RQS-613\$91.50 pr.