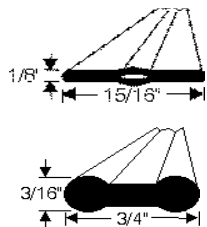


Cowl (Group 10)

Hood to Cowl Weatherstrips (9.127)

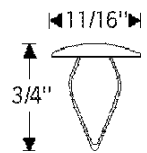
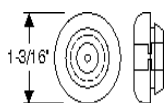
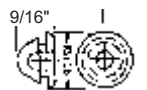
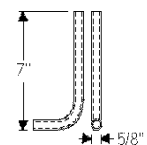
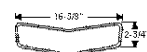
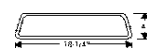


1928-1939 Hood to cowl lace webbing. Has hollow center to accept wires if needed. Fastens with rivets as original. CL289H\$10.25 ft.
1928-1939 Hood to cowl lace webbing. Does not have hollow center as above. Fastens with rivets as original.

- CL289\$10.25 ft.
- 1940** Weatherstrip, hood-to-cowl, right and left. Super and Roadmaster.
- CS40B\$117.75 ea.
- 1941** Weatherstrip, hood-to-cowl, right and left.
- CS41B.....(All Super and Roadmaster).....\$117.75 ea.
- 1941** Weatherstrip, hood-to-cowl. Series 40, 60, 90 (except models 44C, 44S, and 47).
- CS41\$123.00 ea.
- CS41S.....(Models 44, 44C, 44S, and 47).....\$112.00 ea.
- 1942-1948** Weatherstrip, hood-to-cowl, right and left. Super and Roadmaster.
- CS428\$124.25 ea.
- 1949** Super. Two piece, right and left. Held by carrot retainers. Uniform 4" retainer spacing.
- CS49.....(All Super Models).....\$124.25 pr.
- 1949-1952** Weatherstrip, hood-to-cowl, with self-retainer stems. 56-1/2" long.
- 1949** Roadmaster.
- 1950** Some. (also see CS502P)
- 1950-1952** Super and Roadmaster. (also see CS502P)
- CS492\$96.50 ea.
- 1950-1952** Weatherstrip, hood-to-cowl. Uniform 4-1/8" retainer spacing. Left and right strips 31" each. Used on some models, compare to CS492.
- CS502P\$119.50 pr.
- 1951-1952** Special. Weatherstrip, hood-to-cowl.
- CS512\$117.75 ea.
- 1953** Special All 2 and 4-door Sedans.
- CS53S\$87.25 ea.
- 1953** Special except sedans. See CP538 or CF540 for retaining plugs. 60-1/2" long.
- CS53\$50.50 ea.
- 1957** Special and Century.
- CS57S\$56.00 ea.
- 1957** Super and Roadmaster.
- CS57B\$56.75 ea.
- 1953-1958** Cowl lacing-Extrusion
- 1953:** Series 50-70;
- 1954-1958:** Most. Located top of cowl.
- See CP538 for retaining plugs. See CF540 for fasteners.
- CL538\$39.50 ea.
- 1959-1960** All models. Hood-to-cowl weatherstrip.
- CS590\$23.25 ea.

Cowl Parts






- 1934-1935** Windshield frame to cowl mounting pad. 2 parts with jointed center. Canvas base as original. For all convertible coupes and sedans exc. 1935 series 40 convertible coupe.
- WP345\$110.75 ea.
- WP35..(1935 Ser. 40 Conv. Cpe)..\$122.25 ea.
- 1934-1935** All cowl vent seal.
- CV345.....\$20.75 ea.
- 1936-1937** Cowl vent seal.
- 1936:** All;
- 1937:** Series 80 and 90.
- CV367.....\$20.00 ea.
- 1937-1941** Cowl vent seal.
- 1937:** Series 40-60;
- 1938-1940:** All;
- 1941:** Series 40, models 44, 44C, 44S, 47;
- 1941** All Super and Roadmaster.
- CV371.....\$17.00 ea.
- 1941** Cowl vent seal.
- Series 40, 60, 90 except models 44, 44C, 44S, 47.
- CV41.....\$38.00 ea.
- 1939-1941** Cowl vent drain tube.
- 1939-1940** Special and Century;
- 1941** Special exc. Estate Wagon;
- 1941** All Series 60 and 90
- CT391\$31.75 ea.
- 1941-1960** Most models. Cowl plug. Located top of cowl.
- CP416.....\$2.75 ea.
- 1953-1958** Cowl lacing rubber retaining Plug. Used on CL538.
- CP538.....\$2.25 ea.
- 1953-1954** Grommet, cowl gutter drain hose. For 3/4" hole through cowl side wall. 5/16" I.D.
- 1953:** Skylark;
- 1954:** All.
- HG534\$5.00 ea.
- 1954-1960** Fastener, hood to cowl weatherstrip (and other uses), self-retaining steel button, 11/16" head, for 5/16" hole but will fit down to 1/4" hole.
- CF540\$1.65 ea.
- 1947-1953.** Windshield wiper trans. link grommet.
- 1947-1952:** All;
- 1953:** Special.
- WLG473.....\$2.25 ea.
- 1932-1940** Fisher body I.D. plate (oval metal).
- FP320\$10.00 ea.
- 1941-1958** Fisher body I.D. plate (oval metal).
- FP418\$11.25 ea.



(Group 10) **Windshield Wiper Parts**

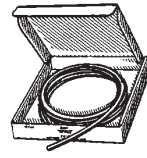
-  **1933-1935.** Some Models as required.
WW335\$19.75 pr.
-  **1936-1937** Mounting gasket, windshield Wiper transmission.
1936: All;
1937: Series 80 and 90 (except convert).
WW367\$10.00 pr.
-  **1937-1938** Mounting gasket, windshield wiper transmission. Carefully made to proper outline with smooth radius at edge. Mounted on cowl. Series 40 and 60.
WW378\$9.75 pr.
-  **1938-1940** Gasket, windshield wiper transmission mounting. Series 80 and 90.
WW380\$9.50 pr.
-  **1939** Gasket, wiper transmission mounting. About 7/8" x 1 1/8". Early 1939 cars only. Series 40 and 60.
WW39\$8.75 pr.
-  **1939-1940** Mounting gasket, windshield wiper transmission.
1939: Series 40 and 60 (later type with larger transmission);
1940: Series 40 and 60.
WW390\$11.00 pr.
-  **1940-1949** Gasket, windshield wiper transmission mounting. 1 1/4" x 1 1/2" inside dimension.
1940: All Series 50 and 70;
1941: Series 40, Style 4409, 09D, 27, 27B, 27D; All Series 50, 60, 70 & 90;
1942: Series 40, Style 4407, 07B, 09; Series 60, Style 4607, 09; Series 90;
1946-1949: Series 40, Style 4406, 09.
WW409\$9.00 pr.
-  **1942-1948** Mounting pad, wiper transmission. Most closed models, Series 50 and 70.
WW428\$9.25 pr.
-  **1947-1953** Grommet, wiper control connection link. 11/32" ID x 19/32" OD Series 40.
WG473.....\$5.00 ea.
-  **1951-1953** Specials, gasket, windshield wiper transmission to cowl.
WW513\$6.75 pr.
-  **1950-1953** Super, Roadmaster and Skylark. Wiper transmission gasket.
WW503\$10.50 pr
-  **1959** Cap or seal, wiper motor crank. For two speed wiper motors only.
WS59\$46.50 pr.
-  **1936-1940** Windshield wiper acorn nuts.
WN360.....\$2.95 ea.
-  **1950-1953** Windshield Escutcheons.
WE503.....\$38.50 pr.

Wiper Transmission Nuts

-  **1950** All.
1951-1953 Super, Roadmaster, Skylark.
WN503.....\$14.50 pr.
-  **1954-1957** All.
WN547.....\$14.50 pr.
-  **1958** All.
WN58.....\$14.50 pr.
-  **1954-1958** Windshield wiper escutcheon chrome unit.
WN548.....\$14.50 pr.
-  **1954-1958** Wiper nut removal tool.
WT548\$17.25 ea.

Wiper Transmission Escutcheons

- 1950-1953**
1950: All;
1951-1953: Super Roadmaster, Skylark.
WE503.....\$38.50 pr.
- 1954** Super & Roadmaster.
WTE54B.....\$89.00 pr.
- 1955-1956**
1955: Roadmaster;
1956: Super & Roadmaster.
WTE556.....\$89.00 pr.
- 1957** Super & Centruy .
WTE57S.....\$75.00 pr.
- Windshield wiper hose. (7/64").
VH764.....\$1.50 per foot
- Windshield wiper hose. (5/32").
VH532.....\$1.50 per foot
- Windshield wiper hose. (7/32").
VH732.....\$1.50 per foot
- Windshield wiper hose. (1/4").
VH14.....\$1.50 per foot



*****We have a limited supply of **NOS 1/4"** vacuum hose. It features correct outside diameter and "draw" lines for that authentic look.*****
VH14OEM.....\$3.50 ft.



1957-1958 Windshield wiper control handle.
WH578\$22.25 ea.



1959-1960 Windshield washer pump repair kit.
WRK594\$12.25 ea.

Windshield Wiper Parts (Group 10)

1935 - 1958 Electric Wiper Motors

These replacement motors, mount in the stock location, and use existing linkage & transmissions. System comes complete with 2 speed switch (that must be used), all hardware & instructions. Available in 12 volt only.



All Kits \$225

1935-1936 All Buick, Olds, Pontiac.....	EWM36
1937-1938 All Buick & Pontiac; 1939 Cadillac.....	EWM378
1939 All Buick; 1939 Olds Ser. 60; 1939 Pontiac Qual 6	EWM39
1940 All Buick Except 80, 90; 1940 Pont. Closed & Convert models 26, 28.....	EWM40
1941 All Buick, Oldsmobile & Pontiac.....	EWM41
1942-1949 All Buick Ser. 40-60 ; 1942-1948 Olds Ser. 60, 70; 1942-1948 Pontiac Passenger Cars.....	EWM429
1946-1948 Buick Super & Roadmaster.....	EWM468
1949 Buick Super & Roadmaster; 1949-1951 Olds 98.....	EWM49
1950-1953 Buick Super & Roadmaster.....	EWM503
1951-1953 Buick Special.....	EWM513
1954-1956 Buick Super & Roadmaster.....	EWM546
1955-1956 Buick Special & Century.....	EWM556
1957 Buick.....	EWM57
1958 Buick.....	EWM58

Wiper Motor Rebuilding Service 1935 - 1958

WR358\$128.75 ea.

Wiper Arms

1941-1948 All;

1949 Special. Uses our WB360 blade.

WA419\$16.50 ea.



1954-1956. All models except Cam-o-Matic. Has flat end. Accepts our WB546 only.

WA546L.....Left Hand Side\$36.75 ea.

WA546R.....Right Hand Side.\$36.75 ea.

1959-1960 LeSabre, Invicta.

WA592L.....(Left Hand Side)\$30.25 ea.

WA592R.....(Right Hand Side)\$30.25 ea.

Wiper Blades

1936-1948 All. **1949** Special 9" or cut to length).

WB360\$ 6.25 ea.



1949 Super & Roadmaster;

1950-1954 All, except Skylark. Hook end as original.

WB11.....11" blade\$16.50 ea.

WB12.....12" blade\$16.50 ea.

WB503.....(Genuine 12" Trico reproduction)\$32.50 ea.



1954-1956 All. with flat ended wiper arm.

WB546.....(Genuine Trico reproduction)\$34.50 ea.

1959-1960 All.

WB15\$16.50 ea.



1936-1948 All.

1949 Special Link Retainer.

WL369.....\$4.00 ea.



Windshield Washer Nozzles

1953-1960 All. Can be used back to 1941.
WN540.....\$7.00 pr.



Windshield Wiper Switch



1959 All.
WS592.....\$59.50 ea.

Windshield Washer Jars and Lids

1951-1958 All as required.

WJ518.....\$55.00 ea.



1951-1956 All. Does not include pump.
JL516.....\$59.00 ea.

1957-1958 All. Does not include pump
JL578.....\$59.00 ea.

Trico Lid Decal



D31.....\$4.75 ea.

GM Lid Decal



D230.....\$4.75 ea.

Windshield Washer Repair Kits



1951-1956 All. Matches our JL514 lid.
WRK516.....\$45.00 ea.
WPS516.....(Pump spring) ..\$25.25 ea.

1957-1958 All. Matches our JL568 lid.
WRK578.....\$53.00 ea.
WPS578....(Pump spring).....\$21.50 ea.



**1959-1960
Optikleen Bottles and Caps**



Bottle assembly. Includes stainless steel bracket and cap.
OB598.....\$36.50 ea.

Cap only. Includes stenciled writing.
OC598.....\$6.75 ea.

Optikleen bottle label.
D46.....\$3.75 ea.
Optikleen bottle cap label.
D107.....\$4.00 ea.



www.oldbuickparts.com
908-369-3666

Vulcanized Windshield Seals (Group 10)

1934-1935 Series 40 closed bodies **WITHOUT** reveal molding.
WS345\$96.75 ea.

1936 Series 40 and 60 closed bodies **WITHOUT** reveal molding.
(Order DP356 division post seal separate).
WS36\$86.50 ea.

1936 Special & Century convertible coupes, models 46C, 66C.
(Order DP356 division post seal separately).
WS36C\$143.75 ea.

1936-1937 Model 80C and 90.
(Order DP378 division post seal separately).
WS367R....(Model 80C 4-dr. Sport Phaeton)....\$168.50 ea.
WS367.....(Series 90 with reveal molding).....\$98.25 ea.

1937-1938 Series 40 and 60 except convertibles. For cars **WITHOUT** reveal molding. (Order DP378 division post seal separately).
WS378\$106.50 ea.

1937-1938 Series 40 and 60 convertibles **WITHOUT** reveal molding. (Order DP378 division post seal separately).
WS378C\$96.75 ea.

1938-1940
1938-1939: Series 80 and 90 convertible;
1940: Series 80 convertible.
WS380\$103.75 ea.

1939; Special and Century closed cars
(Order DP39 post seal separately).
WS39.....(For cars **without** reveal molding).....\$110.25 ea.
WS39M.....(For cars **with** reveal molding).....\$78.25 ea.


1939; Special convertible **WITHOUT** reveal molding.
(Order DP39C post seal separately).
WS39C\$121.25 ea.

1939-1940 Models **WITH** reveal molding.
1939: Series 40 and 60 Convertible; All Series 80 and 90 (except convertible).
1940: All Series 80 and 90 (exc. conv't.) Order division post seal DP39C for Ser. 40 and 60.
WS390\$119.75 ea.

1940 Special & Century **WITH** reveal molding. Inc. division seal
WS40C.....(Convertible Models).....\$134.50 ea.
WS40M.....(Except Convertible Models).....\$135.00 ea.

1940-1941 Series 50 and 70 convertibles **WITH** reveal molding.
(Order PW419 pinchweld seal and DR418 division post retainer for 1941 models only).
WS40BC\$155.25 ea.

1940-1948;
1940-1941: Series 50, 70 closed cars;
1942: Models 51, 71; 1946: Models 51, 71, 59;
1947-1948: Models 51, 71, 59, 79
(For **1941-1948**, Order PW419 pinchweld seal and DR418 division post retainer separately).
WS408\$157.25 ea.



1941-1942;
1941: Models 44, 44S, 44C, and 47
1942: Models 44, 44C, and 47 (Order PW419 pinchweld seal and DR418 division post retainer separately).
WS412\$105.25 ea.

1941-1949; For cars with reveal molding.
1941: Models 41, 41SE, 46, 46S, 46SSE;
ALL Series 60,90;
1942: Models 41, 46, 46S, 46SSE,
ALL Series 60, 90;
1946-1949: Models 41, 46S .
(order DR418 division post seal separately)
WS419\$150.25 ea.

1942-1948 Super and Roadmaster with reveal molding. Models 56S and 76S. Order PW419 pinchweld seal and DR418 division post retainer separately.
WS428S\$167.25 ea.

1942-1948 Model 56C and 76C convertible **WITH** reveal molding.
(Order PW419 pinchweld seal and DR418 division post retainer separately).
WS428\$165.50 ea.

1949 Super and Roadmaster 2-door HT and converts.
WS49\$339.00 set

1949 Model 56S and 76S (lockstrip included).
WS49S\$274.75 set

1949 Models 51, 59, 71 and 79 (lockstrip type).
WS49B\$302.75 set

1950 Models 41, 41D, 43, 43D, 46 and 46D **WITH** reveal molding.
WS50\$281.00 ea.

1950-1953 Models **WITH** reveal molding.
1950: Models 51, 56S, 59, 71, 76S, 79;
1951: Models 51, 56S, 59, 79R;
1952-1953: Models 59, 79R.
WS503S\$227.25 ea.

1950-1953 Models **WITH** reveal molding.
1950: Models 56C, 56R, 75R, 76C,76R;
1951: Models 56C, 56R, 56RD, 76C, 76MR,
76R; 1952-1953: Models 56C, 56R, 76C, 76R.
WS503C\$217.50 ea.

1950-1953; 1950: Models 52, 52X, 72, 72X; **1951-1953:** Models 52, 52X, 72R, 72RX.
WS503\$235.75 ea.

Vulcanized Windshield Seals (con't)

1951-1953 Models 45R and 46C (Special Riviera Hardtop and Convertible).

WS513C\$112.50 ea.

1951-1953 Models 41D and 48D.

WS513S\$112.50 ea.

1953 Model 76X (Skylark).

WS53X\$217.50 ea.

1954-1956 (For models with reveal molding).

1954: Special, Century, Skylark;

1955-1956: All Series 40, 60 Convertibles and closed models exc. mod 43 and 63. Slotted for chrome across top only, remainder chrome lays on top. 1st type.

WS546\$147.25 ea.

1955-1956 (For models with reveal molding).

1955-1956: Series 40, 60 Closed models and models 43 and 63. 2nd type Slotted for chrome on top and bottom left and right. The remainder is not slotted.

WS556\$169.00 ea.

1954-1956

1954: Models 52, 72R;

1955-1956: Models 52, 72

WS546BS\$158.25 ea.

1954-1956;

1954: 56C, 56R, 76CX, 76RX;

1955: Models 56C, 56R, 76C, 76R;

1956: Models 53, 56C, 56R, 73, 76C, 76R

WS546B\$149.50 ea.

1957-1958;

1957: Models 53, 73, 73A, 75;

1958: Models 53, 75, 750

WS578B\$151.50 ea.

1957-1958;

1957-1958: Models 41, 43, 46R, 48, 49, 49D, 56R, 61, 63, 66R, 69, 75R, 76A, 76R, 755

WS578\$151.50 ea.

1957-1958 All convertibles.

WS578C\$157.00 ea.

1959-1960 All models.

WS590\$127.00 ea.

Windshield Division Post Seals



1935-1936 Most models. Inner and outer seals. Two piece set.

DP356\$18.50 set



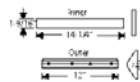
1936-1937

1936 All series 40, 60.

1936-1937 model 80C.

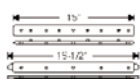
DP367\$73.00 set

Windshield Division Post Seals



1937 Series 90. Includes steel core. Acts as retainer for outer chrome. Similar to out DP378 but shorter. 12".

DP37\$69.75 set.



1938-1940 Series 80, 90 except convertibles. 2 piece set with screw holes.

DP380\$53.00 set




1937-1938 Most models. Inner and outer seals. Steel core, threaded as original. 13 1/2"

DP378\$51.25 set

1939 Series 40 and 60. (except convertible).

DP39\$27.25 set



1939 Series 40 and 60 convertibles. Inner and outer seals.

DP39C\$52.00 set

1939-1940 Some models. Two piece set.

DP390.....(17" to 20")\$17.50 ea.



1941-1948 All models. Windshield center post, "H" section, requires fitting to top and bottom, not drilled. (Already molded in vulcanized seals purchased from CARS).

DP418\$23.75 ea.

1941-1948 Retainer, rubber, for outside windshield center post stainless molding. Use w/ original stainless molding and clips.

DR418\$17.50 ea.

Windshield Rubber Extrusions



1935-1936 Some models. For windows without chrome reveal molding. 12 ft. strip. **NOTE:** For **1935-1936** cars with two piece windshields, use division post seal DP36, ordered separately.

WR356\$34.50 ea.

1937-1940 Some models. For windows without chrome reveal molding. (For cars with two piece windshield, select seal for division post).

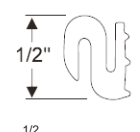
12 ft. strip.

WR370\$48.50 ea.



1937-1948 Most models. For windows with chrome reveal molding. Plain channel for 1/4" glass. 12 ft. strip.


WR378\$58.25 ea.



1941-1948 Some models. Pinchweld seal. To seal and retain outer reveal molding. 12 ft. strip.

PW419\$41.25 ea.

Front Vent Window Seals (10.652)



1934-1960 All models. Front vent window division post vertical seal. (see above).

VS3309.75 pr.

1934-1935 Series 40 except convertibles.

VW345\$134.00 pr.

1934-1935 All Series. (For convertibles).

VW345C\$136.25 pr.

1934-1935 Series 50, 60, 90 except convertibles

VW345B.....\$140.50 pr.

1936 Series 40 and 60 closed models.

VW36\$139.50 pr.

1936-1937

1936: 46C, 66C, 80C;

1937: 80C.

VW367C\$136.25 pr.

1936-1937

1936: 81, 91, 90, 90L, Sedans;

1937: All closed models 80 and 90.

VW367B.....\$134.00 pr.

1937-1938 Series 40 and 60 except convertibles.

VW378\$109.50 pr.

1937-1938 Series 40 and 60 convertibles.

VW378C\$128.50 pr.

1938-1940 Series 80 and 90 convertibles.

VW380C\$136.50 pr.

1938-1940 Series 80 and 90 except convertibles.

VW380\$143.75 pr.

1939-1940 Series 40 and 60 convertibles.

VW390C\$109.50 pr.

1939-1940 Series 40 and 60 except convertibles.

VW390\$87.50 pr.

1940 Series 80-90 convertibles.

VW40C\$137.50 pr.

1940 Series 80-90 Closed Cars.

VW40L.....\$143.75 pr.

1940-1941 Series 50 and 70 convertibles.

VW401C.....\$74.50 pr.

1940-1941 Series 50, 70 except convertibles.

VW401\$109.50pr.

1941-1942 All Special convertibles.

VW412C.....\$128.50 pr.

1941-1942

1941: Model 44S, 46, 47;

1942: Model 44,47.

VW412\$122.00 pr.

1941-1949

1941 Models 41, 41SE, 44, 44S, 46S, 46SSE; All Series 60, 90;

1942: Models 41, 41SE, 46, 46S, 46SSE, 61, 66S, All Series 90;

1946-1949 Specials.

VW419\$126.50 pr.

1942 Model 48 and 48S.

VW42\$134.00 pr.

1942-1948 Series 50, 70 convertibles.

VW428C.....\$89.50 pr.

1942-1948 Series 50, 70 except convertibles.

VW428\$126.50 pr.

1949 Models 56C, 76R and 76C.

VW49\$146.00 pr.

1949 Model 51, 59, 71 and 79.

VW49B.....\$132.25 pr.

1950-1953;

1950: Model 52, 52X, 72, 72X;

1951-1953: Model 52, 52X, 72R, 72RX.

VW503S\$136.00 pr.

1950-1953 All Super and Roadmaster two door hardtop and convertibles except Skylark.

VW503C.....\$163.50 pr.

1949-1953;

1949: Models 56S, 76S;

1950: All Series 40's; Models 51, 56S, 71, 76S;

1950-1953: Models 59, 79, 79R;

1951: Models 51, 56S.

VW493.....\$139.00 pr.

Windshield Drain Tubes



1957-1958 All.

DT578F\$37.50 pr.

(Group 10) Front Vent Window Seals

1951-1953;

1951-1952: Model 41, 41D, 46S, 48D;

1953: Models 41D, 48D.

VW513\$128.50 pr.

1951-1953 Models 45R and 46C.

VW513C.....\$225.50 pr.



1951-1958 Cushion, side window glass in vent frame at top. All hardtop and convertibles.

WC518\$38.75 pr.

1953 Skylark Model 76X.

VW53X\$213.25 pr.

1954-1956 Special, Century, Skylark, two door hardtop and convertibles.

VW546\$152.50 pr.

VWB546.....(Seals at bottom of vent window).....\$48.00 pr.

1954-1956 Models 52, 72, 72R.

VW546B\$125.75 pr.

1954-1956;

1954: Models 56C, 56R, 76CX, 76RX;

1955-1956: Models 56, 56C, 76C, 56R, 76R;

1956: Models 53, and 73.

VW546BC\$224.00 pr.



1954-1956

1954: Models 41D, 48D, 49, 69, 61;

1955: Models 41, 48, 49, 61, 69;

1956: Models 41, 48, 49, 69.

VW546S\$117.00 pr.

1955-1956; Special and Century 4 door hardtop.

VW556H.....\$143.75 pr.

1957-1958 1957: Models 56C, 56R, 75R, 76A, 76C,

76R; 1958: Models 56R, 76C, 75R, 755, 756.

VW578C.....\$168.75 pr.



1957-1958 Special and Century two door hardtop and convertibles.

VW578.....\$139.50 pr.

1957-1958 1957: Models 41, 48, 49 and 61;

1958: Special Estate Wagon.

VW578S\$181.00 pr.

1957-1958 Super, Roadmaster and Limited four door hardtop.

VW578H.....\$215.25 pr.

1957-1958

1957 Four door hardtop and Riviera Wagons. Models 43, 49D, 63, 69;

1958 Riviera Wagons, models 49D and 69

VW578W\$168.75 pr.

1958 Models 41, 48, and 61.

VW58\$171.75 pr.

1958 Models 43 and 63 Riviera 4-dr. H.T.

VW58A.....\$177.00 pr.



1959 All four door Sedans and Wagons.

VW590S\$98.50 pr.

1959-1960 All convertible and hardtop models, except 4829. Includes vehicle seals.

VW590.....\$95.00 pr.

1959-1960 Electra 225 four door hardtop, Model 4829.

VW590H.....\$163.50 pr.

1959-1960 Cushion, side window glass. Two and four door hardtop.

WC590H.....\$41.25 pr.

1960 All four door Sedans and Wagons.

VW60S\$103.25 pr.



Vent Window Lock Repair Kit

1939-1958 All except convertibles.

VLR398\$16.50 ea.

Mirrors (10.185)

We are proud to offer you the MIRRORS listed below. They represent complete coverage of all model **BUICKS** from **1939 - 1960**. Exact in detail, they are manufactured to be identical to the originals. They come to you in a kit. This kit includes, mirror(s), gaskets, and hardware. 1939-1953 mirrors can be attached to vent frame with kit provided or "clipped on" with MC393.



1939-1947

- MK397 Left and Right Hand Mirror Kits\$149.50 pr.
- MKL397 Left Hand Mirror Kit\$79.50 ea.
- MKR397 Right Hand Mirror Kit.....\$77.50 ea.
- MC393 Mirror Clip (fits all G.M. 1939-1953)\$5.75 ea.
- MG393 Mirror Gasket 1939-1953 Fits either side\$3.75 ea.
- MGK393 Mirror Mounting Kit 1939-1953 Fits either side\$5.50 ea.
- MG397 Mirror Glass Replacement.....\$9.25 ea.

Universal curved arm peep mirror features chrome arm with stainless steel mirror head. Complete with mounting hardware. Fits either side. Clips to drip rail.

- PM300 (3" Head)\$18.99 ea.
- PM400 (4" Head)\$28.50 ea.



1948-1953

- Left and Right Hand Mirror Kits.
- MK483.....\$92.50 pr.
 - Left Hand Mirror Kit.
 - MKL483.....\$53.50 ea.
 - Right Hand Mirror Kit.
 - MKR483\$51.00 ea.
 - Mirror Clip (fits all G.M. 1939-1953).
 - MC393.....\$5.75 ea.
 - Mirror Gasket. 1948-1953 Fits either side.
 - MG393\$3.75 ea.



1954-1956 Special, Century and Skylark.

- MK546S Left and Right Hand Mirror Kits....\$153.00 pr.
- MKL546S Left Hand Mirror Kit.....\$84.00 ea.
- MKR546S Right Hand Mirror Kit.....\$78.50 ea.
- MG546SL Mirror gasket Left hand side.....\$3.75 ea.
- MG546SR Mirror gasket Right hand side.....\$3.75 ea.



1954-1956 Super and Roadmaster.

- MK546B Left and Right Hand Mirror Kits....\$153.00 pr.
- MKL546B Left Hand Mirror Kit.....\$84.50 ea.
- MKR546B Right Hand Mirror Kit.....\$78.50 ea.
- MG546BL Mirror gasket Left hand side.....\$3.75 ea.
- MG546BR Mirror gasket Right hand side.....\$3.75 ea.



1957-1958 All Models.

- MK578 Left and Right Hand Mirror Kits...\$153.00 pr.
- MKL578 Left Hand Mirror Kit.....\$84.50 ea.
- MKR578 Right Hand Mirror Kit.....\$79.50 ea.
- MG578L Mirror gasket Left hand side.....\$3.75 ea.
- MG578R Mirror gasket Right hand side.....\$3.75 ea.




Replacement Mirror Head

- 1954-1958 All. Will fit our reproduction exactly, or drill and fill as necessary for original.
- MH548.....\$19.75 ea.



1959-1960 All Models ("BUICK") engraved on back.

- MK590 Left or Right Hand Mirror Kit.....\$149.00 ea.
- MG590 Mirror gasket and hardware kit.....\$9.75 ea.



Complete Window Channel Kits

Each kit listed below contains enough channels and sweepers to complete one car. Clips, cushions and vertical seals are sold separately. Rivets, staples or screws can be obtained locally. See the next page for individually priced items and other necessities.

1933-1939 All Convertible Coupes.
WCK339C\$80.25 set

1933-1939 All 4-door Sedans with sliding rear 1/4 window.
WCK339S\$164.50 set

1933-1939 All 2-door Sedans and Coupes with sliding rear window.
WCK339S2\$136.50 set

1933-1939 All 2-door Sedans and Coupes with 4 roll-up windows and 4-dr. Sedans with fixed rear 1/4 window.
WCK339S4\$149.50 set

1936-1939 All 2-door Business Coupes.
WCK369B\$74.50 set

1940-1941 All 2-door Business Coupes.
WCK401B\$74.50 set

1940-1949 All Convertible Coupes;
1949 All Super and Roadmaster 2-dr. Hardtops;
1954-1956 All 2-dr. Hardtop and Convertible models.
WCK406C\$69.50 set

1940-1954 All 4-door Sedans and all Wagons.
WCK404S\$179.50 set

1940-1956 All 2-door Sedans and Coupes with sliding rear window.
WCK406S2\$159.50 set

1940-1956 All 2-door Sedans and Coupes with 4 roll-up windows.
WCK406S4\$159.50 set

1950-1953 All 2-dr. Hardtop and Convertible models.
WCK503C\$69.50 set

1955-1956 All 4-dr. Hardtops and Hardtop Wagons.
WCK556H\$95.00 set

1955-1956 All 4-door Sedans and Wagons. For 4 roll-up windows.
WCK556S\$169.50 set

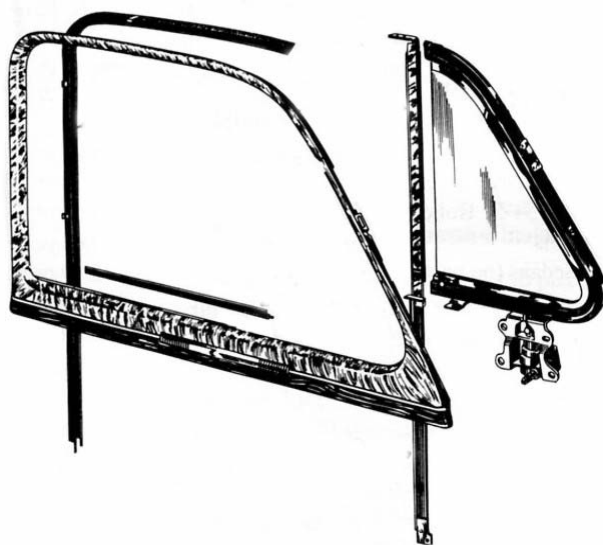
1957-1960 All 2-dr. Hardtop and Convertible models.
WCK570C\$133.50 set

1957-1960 All 4-dr. Hardtops and Hardtop Wagons.
WCK570H\$85.25 set

1957-1960 All 4-door Sedans and Wagons. For 4 roll-up windows
WCK570S\$224.50 set

1957-1960 All 2-door Sedans and Coupes with sliding rear window.
WCK570S2\$133.50 set


1957-1960 All 2-door Sedans and Coupes with 4 roll-up windows.
WCK570S4\$199.50 set



www.oldbuickparts.com

908-369-3666

Glass Channels and Supplies (Group 10)



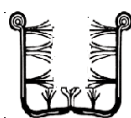
— 5/16" —

1925-1938 (All GM) side window glass run channel. Comes in 14" lengths.
WC358\$11.75 ea.



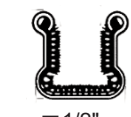
— 1/2" —

1936-1960 All front and rear upper. Rigid glass channel. Two 18" lengths.
WC360\$16.50 pr.



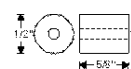
— 5/8" —

1933-1960 All side windows. Six foot lengths. Flexible glass channel. For sides and top of window. Most closed models.
WC330.....(1) 72" length.....\$34.50 ea.
WC330A.....(2) 36" lengths.....\$32.50 pr.

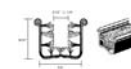


— 1/2" —

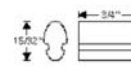
1940-1960 All front and rear lower. Rigid glass channel. Two 16" lengths.
WC400\$11.25 pr.



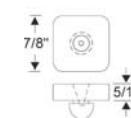
1931-1953 Most models. Anti-rattle rollers, side window.
WC313\$2.75 ea.



1928-1960 Channel, side window glass. U-shaped steel channel attach your own window regulator cam to underside as required. Sold in 4 foot strips. 3/8" at top. 9/16" at bottom.
WC280\$18.50 ea.



1936-1938 Anti-rattle bumpers, side window.
WC368\$3.75 ea.



1941-1960 As required. Cushion (stem bumper), window stop, lower. Front and rear door, rear side quarter windows as required. Compare with WC414.
WC411\$5.50 ea.



1941-1960 Cushion (stem bumper), window stop, lower. For front and rear door, rear side and quarter windows as required. 15/16" square, 1/2" thick. Compare with WC411.
WC414\$6.25 ea.



— 7/16" —

1933-1956 Flexible sweeper used on inner and outer frames. 64" length.
WS330\$20.00 ea.
WS330A.....(2) 32" lengths\$18.25 pr.
WS330B.....(2) 36" lengths\$18.25 pr.
WS330C.....(2) 24" lengths\$16.25 pr.



Sweeper Clip for fastening WS330. Six clips required per door.
SC330\$0.75 ea.



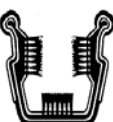
— 9/16" —

1957-1960 Flexible sweeper used on inner and outer frames. 64" length. (Wider than WS330).
WS575\$26.50 ea.
WS575A.....(2) 32" lengths\$26.50 pr.
WS575B.....(2) 48" lengths\$26.50 pr.



1933-1960 All. Vent window vertical seals. Fits front and rear doors. One or two pair required.
VS330\$9.75 pr.

1933-1960 All. Glass setting tape.
ST330\$0.85/ft.



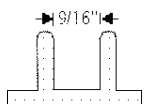
1957-1958 Flexible snap-in channel. Front and rear doors.
WC578.....64" length.....\$39.50 ea.
WC578A.....(2) 32" length.....\$36.50 pr.
WC578B.....(2) 48" length.....\$36.50 pr.

Chrome Edge

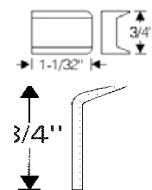


1958-1972 All inner belt line window sash sweeper. Rigid rubber covered weatherstrip with flock lining. 1/4" flat chrome edge. Re-seal on front and rear doors quarter windows. As required.
WS582.....64" length\$29.50 ea.
WS582A.....(2) 32" length\$27.50 pr.
WS582B.....(2) 48" length\$29.50 pr.
WS582C.....(2) 24" length\$22.50 pr.

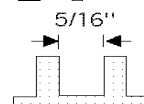
(Group 10) Glass Channels and Supplies



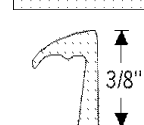
1925-1932 Side window channel. Flocked 9/16" wide. As required.
CC252\$7.50 ft.



1925-1936 Lower window rest pad. 2 needed per window. For all closed cars.
WC256\$5.75 ea.



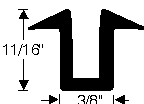
1926-1936 Lower window outer glass seal. Fastens to door. All as required. 3/4" tall.
WS266\$2.50 ft.



1925-1938 Side window channel. Flocked 5/16" wide for 1/4" glass. As required.
CC258\$7.00 ft.

1927-1936 Lower window outer glass seal. 3/8" tall. Retained by metal strip in side of channel.
WS276\$2.50 ft.

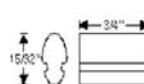
1930-1940 Channel pad, window carrier, weatherstrip. Used for some side window lower channel.
WS300\$3.75 ft.



1931-1940 Weatherstrip, side window, double-lip seal type, used as filler for 1/4" glass in metal carrier channel.
WS310\$4.00 ft.



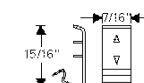
1932-1960 Mohair liner with rubber backing. Apply to division bars and channels as req.
ML325.....\$11.00 (3) ft.



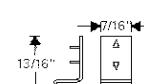
1936-1938 Window anti-rattlepad. Fits into slots on inner and outer sides. As required
WP368\$3.75 ea.



1939-1955 Some models. Filler channel weatherstrip, door window sash channel. Special type with wide weatherstrip edge. 3 ft. lengths. Trim as necessary.
WS392\$12.75 ea.

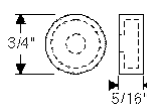


1939-1956 Side window channel clip. Standard GM. Compare to your original.
CC396A\$2.25 ea.

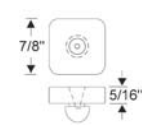


1939-1956 Side window channel clip. Standard GM. Compare to your original.
CC396B\$2.25 ea.

All Years. The best weatherstrip adhesive we have found. 3M Brand.
WA360\$12.00 ea.



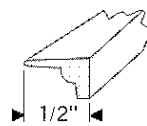
1940-1958 Window cushion. Six required per car. Snaps over pedestal as pictured.
WC408\$2.00 ea.



1941-1960 As required. Cushion (stem bumper), window stop, lower. Front and rear door, rear side quarter windows as required. Compare with WC414.
WC411\$5.50 ea.



1941-1960 Cushion (stem bumper), window stop, lower. For front and rear door, rear side and quarter windows as required. 15/16" square, 1/2" thick. Compare with WC411.
WC414\$6.25 ea.



1942-1955 Weatherstrip, sash channel, outer, for side windows, 1/2" wide weatherstrip (cross section).
WS425\$2.50 ft.



1953 Weatherstrip, door window sash channel. Please order by foot. Known to fit Skylark (76X), may fit other models.
WS53\$4.00 ft.



1959-1960 Weatherstrip, upper vertical on rear body lock pillar, 11" long steel core, cloth facing. Style 4829 (Electra 225 four door Riviera Sedan) only.
WS590E.....\$105.25 pr.

Upper Window Frames

Chrome plated, pre-drilled, ready to install.

1954-1956 Special, Century, Skylark Converts.
WF546C\$172.50 pr.

1954-1956 Super and Roadmaster 2 dr. HT.
WF546BH\$172.50 pr.

1954-1956 Super and Roadmaster Convertibles.
WF546BC\$172.50 pr.

Adhesive Backed Bow Drill

Cloth tape used to cover roof rail weather-strip rear 1/4 window seals, etc. as req. Waterproof and sunproof. Comes in 5 foot rolls.

BD250B.....(Black 2 1/2" wide).....\$12.00 ea.
BD250T.....(Tan 2 1/2" wide).....\$9.75 ea.
BD500B.....(Black 5" wide).....\$23.75 ea.
BD500T.....(Tan 5" wide).....\$22.00 ea.



Door Weatherstrip Sets (Group 10)

1935-1936 All closed models.

DWS356A.....(Front Doors).....\$86.75 set
 DWS356B.....(Rear Doors).....\$58.00 set

1937-1938 Special and Century Convertibles. **Front doors.**

Set includes 14 feet of DW378S, 7 feet of DW369, 20 WC391 clips and 40 WC378 clips.

DWS378A.....\$148.75 set

1937-1938 Special and Century convertibles. **Rear doors.**

Set includes 10 feet of DW378, 4 feet of DW369, 20 WC369 clips and 30 WC378 clips.

DWS378B.....\$112.50 set

1937-1938 All Special and Century closed models. **Front doors.**

Set includes 22 feet of DW378S, 7 feet of DW369, 20 WC369 clips and 70 WC378 clips.

DWS378C.....\$170.00 set

1937-1938 All Special and Century closed models. **Rear doors.**

Set includes 20 feet of DW378S, 5 feet of DW369, 20 WC369 clips and 70 WC378 clips.

DWS378D.....\$159.50 set

1939 Special and Century convertibles. **Front doors.** Set

Includes 14 feet DW379, 7 feet DW369, 20 WC369 clips.

DWS39A.....\$92.00 set

1939 Special and Century convertibles. **Rear door.** Set includes 10 feet of DW379, 6 feet of DW369 and 20 WC369 clips.

DWS39B.....\$70.75 set

1939 All Special and Century closed models. **Front doors.**

Set includes 22 feet of DW378S, 7 feet of DW369 and 20 WC369 clips.

DWS39C.....\$125.50 set

1939 All Special and Century closed models. **Rear doors.**

Set includes 20 feet of DW379, 5 feet of DW369 and 20 WC369 clips.

DWS39D.....\$115.25 set

1940-1941 For closed models.

1940: All. **Front or rear doors;**

1941: Series 50, 70. **Front or rear doors.**

Set includes 28' of DW379.

DWS401A.....\$66.50 set

1940-1941 Convertibles. **For front and rear doors.**

1940-1941: Special and Century convertibles. front and rear

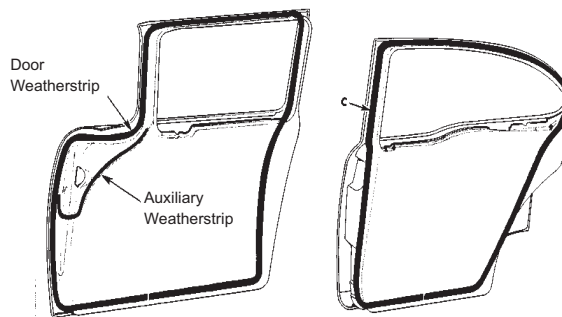
1940-1941: Super and Roadmaster Convertibles. Rear

Set includes 20' of DW379.

DWS401B.....\$56.50 set

1940-1941 Super and Roadmaster two and four door convertibles. **Front doors.** Set includes 20' of DW379 and one pair AW401.

DWS401C.....\$89.50 set



1941 Special, Century, Limited closed models. **Front doors.**

Set includes 20' of DW379, one DW418 and moulded corners.

DWS41A.....\$150.75 set

1941-1949 **Rear doors.** Closed cars.

1941-1942: Series 40, 60, 90;

1946-1949: All Specials.

Set includes 20' of DW379, one DW418 and moulded corners.

DWS419A.....\$139.00 set

1942-1949 **Front doors.** Closed models.

1942: Series 40, 60 and 90;

1946-1949: Specials.

Set includes one set AW429H, one DW418 and moulded corners.

DWS429A.....\$304.50 set

1942-1948 Super and Roadmaster closed models. **Front**

doors. Set includes one set AW429H, one DW418 and moulded corners.

DWS428A.....\$293.75 set

1942-1948 Super and Roadmaster closed models. **Rear**

doors. Set includes one pair of AW429H, one strip of DW418 and moulded corners.

DWS428B.....\$289.25 set

1950-1951 Super and Roadmaster sedans.

1950: All;

1951: (1st type);

Front doors. Set includes one pair AW503B, one pair AW501, one pair AW503A, and one pair DB503.

DWS501A.....\$400.00 set

1950-1953 Super and Roadmaster sedans. **Rear doors.**

Set includes all components to correctly surround doors.

DWS503B.....\$202.50 set

1950-1953 All Series 50 and 70 hardtops and convertibles.

Front doors. Set includes one pair of AW503U, one pair of DW523, one pair of DW513L, one pair of DB503, and one pair of AW503A.

DWS503.....\$514.75 set

1951-1953 Special, 2-door hardtop and convertibles.
Front doors. Comes ready to install with molded ends.
DWS513\$286.75 pr.

1951-1953 Super and Roadmaster sedans.
1951: (2nd type); 1952-1953: All.
Front doors. Set includes one pair AW503B, one pair
DW513L, one pair AW503A, one pair DB503.
DWS513A\$393.25 set

1953 Special two door Sedans. Sufficient footage for
complete door circumference.
DWS53A.....\$114.50 pr.

1954 Front doors. Full circumference sets. glue-on style.
1954 models 41, 48, 49, 61, 69, 52, 72
DWS54.....\$93.00 set

1954-1955 Special, Century, and Skylark 2-door hardtop
and convertibles. **Front doors.** Comes ready to install with
molded ends. Glue on type.
DWS545\$145.75 pr.

1954-1955 Full circumference set for both **rear doors**,
includes molded clearance for power window lines and
button fasteners. 1954: Models 52 and 72; 1955: Models 52
and 72 (early type).
DWS545B\$150.25 set

1954-1956 Special and Century. **Front or rear doors.** Full
circumference sets. Clip-on style.

1954-1956 models 41, 48, 61 front doors;
1955-1956 models 49 and 69 wagons front or rear doors;
1954 models 52, 72 front doors;
DWS546.....\$93.00 set

1954-1955 models 41, 48, 61 rear doors;
1956 models 41, 48 rear doors.
DWS546R\$93.00 set

1954-1956 Super and Roadmaster two door hardtops.
Front doors. Complete, with molded ends. Includes 8
fasteners.
DWS546A\$142.75 set

1955-1956 Special and Century 2 door hardtops and
convertibles. Molded end pieces and inserted clips as
originals. Remove if not needed.
DWS556\$117.00 pr.

1955-1956 Special and Century 4 door hardtops models.
Front Doors. Molded end pieces and inserted clips as
originals.
DWS556F\$134.75 pr.

1955-1956 Special and Century 4-door hardtop models.
Rear Doors. Molded end pieces and inserted clips as
originals.
DWS556R.....\$143.00 pr.

1954-1956 Super and Roadmaster convertible. **Front
doors.** Complete with molded ends. (8 fasteners).
DWS546B\$142.75 set

1955 Super and Roadmaster four door sedans. **Front
doors.** Full circumference set for both front doors, includes
button type fasteners.
DWS55A\$69.75 set

1956 Super & Roadmaster 4-door hardtop. Moulded ends.
DWS56A.....(**Front Doors**).....\$153.25 pr.
DWS56B.....(**Rear Doors**).....\$181.00 pr.

1957 Special two door Sedan model 48.
DWS57A.....\$152.50 pr.

1957-1958 Special and Century two door hardtop and
convertible. Moulded end pieces and inserted clips.
DWS578\$121.25 pr.

1957-1958 Special and Century four door hardtops and
hardtop wagons. **Front doors**, moulded end pieces and
inserted clips. Models 43, 49D, 63, 69.
DWS578C.....\$176.75 pr.

1957 Special and Century four door hardtops and hardtop
wagons. **Rear doors**, moulded end pieces and inserted
clips. Models 43, 49D, 63, 69.
DWS57B.....\$156.00 pr.

1958 Special and Century four door hardtops and hardtop
wagons. **Rear doors**, moulded end pieces and inserted
clips. Models 43, 49D, 63, 69.
DWS58B.....\$184.00 pr.

1957-1958 Super, Roadmaster, and Limited four door
hardtops. **Front doors**, moulded end pieces with inserted
clips.
DWS58A.....\$215.75 pr.

1957-1958 Super, Roadmaster, and Limited two door
hardtop. Moulded end pieces and inserted clips.
DWS578B.....\$145.75 pr.

1957-1958 Super, Roadmaster, and Limited convertibles.
Moulded end pieces and inserted clips.
DWS578A.....\$151.00 pr.

1957-1958 Super, Roadmaster, and Limited four door
hardtops. **Rear doors**, moulded end pieces with inserted
clips.
DWS58C.....\$173.00 pr.

Continued on Next Page

Door Weatherstrips (Group 10)

1958 All Special two door Sedans model 48.
DWS58S.....\$143.00 pr.

1958 All Special & century four door Sedans. **Front doors**
DWS58D.....\$192.00 pr.

1959-1960 LeSabre 2-door sedan. **Front doors**. Moulded ends.
DWS590G\$146.00 pr.

1959-1960 Electra 4-door sedan. **Front doors**. Moulded ends.
DWS590F\$143.00 pr.

1959-1960 LeSabre, Invicta four door hardtop. **Front doors**.
Molded ends and inserted clips.
DWS590A.....\$133.25 pr.

1959-1960 All four door hardtops. **Rear doors**.
Moulded end pieces with inserted pins.
DWS590B.....\$132.75 pr.

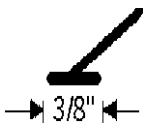
1959-1960 Electra four door hardtop. **Front doors**.
Moulded end pieces with inserted pins.
DWS590C.....\$131.00 pr.

1959-1960 4-door sedans, models 4419, 4619, 4434,
4445, 4635, 4645. **Front doors**. Moulded ends.
DWS590D.....\$123.75 pr.

1959-1960 All sedans. **Rear doors**. Moulded ends.
DWS590E.....\$133.75 pr.



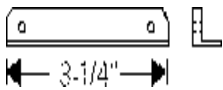
1959-1960 All two door hardtops and convertibles. Moulded ends and pins.
DWS590\$153.25 pr.



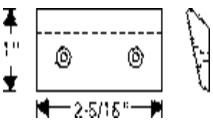
1935-1936 Seal, door top, fits in light metal track. Closed cars. Two door styles need about 5 ft. per door. Four door styles need about 7 ft. per side.
DW356\$2.25/ft.



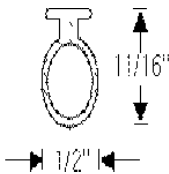
1936-1938 Clip, door bottom weatherstrip retaining. As required. Doors usually require one clip every 6".
WC369\$1.50 ea.



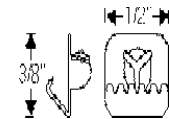
1936 All; 1937 Series 80-90 ex. convertible. Weather seals, front door upper hinge with steel core as original.
WS367H\$42.75 pr.



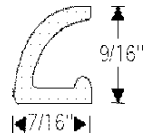
1937 Models 46C, 66C;
1938 All Special and Century Convertibles. Weather seals, hinge post at instrument panel.
WS378H\$55.75 pr.



1936-1939 Door bottom seal, held by metal track or by clips. (see WC369 for clips). Two door styles need about 3 1/2' per door. Four door styles need about 5 ft. per side.
1936-1937: All;
1938: Special and Century.
DW369.....\$4.00/ft.

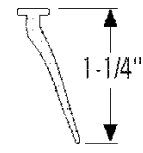


1937-1938 Metal clip for attaching door edge weatherstrips. For 1/4" holes. Doors usually require 1 clip every 6".
WC378.....\$1.00 ea

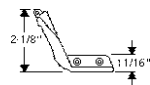


1937-1938 Weatherstrip, door opening, sides and top. Full profile of superior grade sponge, made for use of clips: WC378.
DW378.....\$4.25 ft.

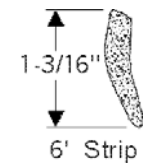
1937-1949
1937-1938 Can be substituted easily for DW378 and DW369 to fit around entire door. Smooth skinned sponge rubber.
1939-1948: All;
1949: Specials.
DW379.....\$2.50/ft.



1938-1941 Weatherstrip, door opening, fits retainer under edge of body sill to form seal when door is closed. 6 foot strips. Series 80 and 90.
DW381\$79.75 pr.



1940-1941 Auxiliary Front door hinge pillar, right and left. Metal core, located at top front of front door, under door flange. Series 50, 70 convertibles.
AW401\$67.75 pr.



1941-1948 Weatherstrip, door bottom, sponge constant section, solid skin surface, excellent quality. 6 foot strips as required on most models.
DW418.....\$30.25 ea.



1942-1948 Weatherstrip, door at lock pillar, 40" long with molded ends. All Super and Roadmaster convertibles.
AW428C.....\$92.75 pr.




1942-1950 weatherstrip, hinge post on door or body opening. Bend and trim to fit. 4' length.
AW420\$18.25 ea.



1949-1952 All. Door bottom seal. Fits into retainer.
DW492.....4' length.....\$15.75 ea.



1949-1953
1949 Super and Roadmaster.
1950-1953 Most models. Please compare profile. * For lighter seal, DW379 can be used.
DW493\$2.25/ft.



1949 Weatherstrip, windshield post to vent window frame, fits steel retainer rail, right and left. Riviera hardtops and convertibles.
AW49\$104.50 pr.

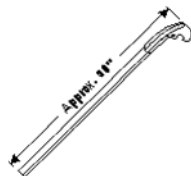


1950-1951 Weatherstrip, front door bottom. Molded right and left hand ends.

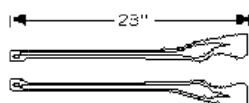
1950: Most models;
1951: 50 and 70 1st type doors (see DW513L for 2nd type).
DW501\$139.75 pr.



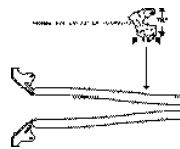
1950-1953 Weatherstrip, body hinge pillar to door, bellows type seal. 8" x 27" nylon reinforced rubber, 1/16" thick. All models.
DB503\$56.75 pr.



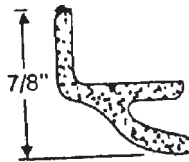
1950-1951 Super and Roadmaster 2-door Hardtops and Coupes. Rear side door weatherstrip.
AW501R\$138.50 pr.



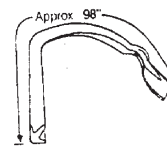
1950-1953 All Super, Roadmaster, and Skylark, two door hardtop and convertible. Weatherstrip, front door. Upper on edge of door or body opening. Special ends, right and left.
AW503U\$118.25 pr.



1950-1951 Weatherstrip, front door bottom. Molded right and left ends.
1950: Most models;
1951: 50 and 70 1st type doors. (order AW513 for second type)
AW501\$144.50 pr.



1950-1953 Weatherstrip, front door opening, front body hinge pillar, lower. Extruded sponge. Original config.
1950: Model 56C, 56R, 75R, 76C, and 76R;
1951-1953: All Series 50, 70 including **1953** Skylark 76X.
AW503A.....\$31.50 pr.




1950-1953 Weatherstrip, front door. Includes molded ends. With steel screw retainer as original.
1950: Models 41, 41D, 43D, 46, 46D, 51, 52, 52X, 56S, 59, 71, 72, 72X, 76S, 79; (43 and 46S 2nd type)
1951-1953: Models 51, 52, 52X, 56S, 59, 71, 72, 72X and 79.
AW503B.....\$147.75. pr.



1951-1953 Door bottom weatherstrip. Molded left and right, overall length 40 inches.
1951: Models 50 and 70 second type, except 56S;
1952-1953: Models 50-70.
AW513\$137.75 pr.



1951-1953 Door bottom weatherstrip. Molded left and right, overall length 40 inches. All 1951 second type model 50 and 70 (except 1951: 56S) and all 1952-1953 models 50 and 70.
DW513L\$137.75 pr.

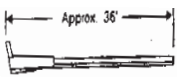


1952-1953 Weatherstrip, front door lock pillar. Ready to install with molded ends. All hardtop coupes and convertibles including '53 Skylark.
DW523\$138.50 pr.

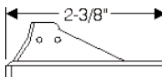


1951-1954 all; 1955 Most models. Please compare profile with DW550. Can also be used from 1951-1953
DW515\$2.50/ft.

Door Weatherstrips (Group 10)



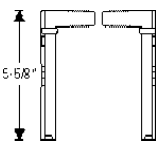
1952-1953 Front door lock pillar, with molded ends. All 2 dr. hardtops and convertibles including 1953 Skylark.
AW523\$138.50 pr.



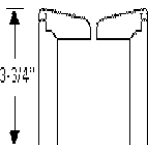
1952-1953 Super and Roadmaster 2-door hardtop models 56R and 76R.
Seal, roof rail at vent.
AW523A.....\$38.50 pr.



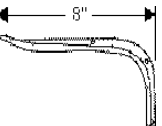
1954-1956 Special, Century and Skylark weatherstrip, front door, auxiliary on door front at belt line, right and left. Includes bottom fastener.
AW546\$50.00 set



1954-1956 Weatherstrip, front door upper corner, outer (at front end of flipper). Right and left, steel core. Models 46R and 66R 2-door hardtop.
AW546A.....\$78.25 pr.



1954-1956 Weatherstrip, upper front door hinge pillar at roof rail. Molded rubber with brass core. Fits 56R, 76R and 76RX Riviera hardtop coupes.
AW546B.....\$71.25 pr.



1954-1956 Super and Roadmaster, front door opening, auxiliary on cowl at belt line. Right and left steel core.
AW546C\$125.00 pr.



1954-1957 Most Models. Weatherstrip, windshield post, upper to door. Two strips approximately 15" long. Compare with PS548.
AW547\$15.00 pr.

1954-1958;

1954-1956 Super and Roadmaster, may need trimming;

1957-1958 All. weatherstrip, front door, auxiliary on door front at belt line, right and left. Includes bottom fasteners.



AW548\$18.50 set



1954-1960 Fastener, door edge weatherstrip, steel. 1/2" long, 13/32" diameter head, black finish. All models as required.
WF1\$1.00 ea.

1954-1958 Seal, roof rail, outer at 1/4 window.

1954-1956: Century and Special, Riviera with hardtop coupes;

1957-1958: Super and Roadmaster, Riviera with hardtop coupes;

1957: Roadmaster Riviera hardtop coupes wrap around and 3 piece window.

1958: Limited Riviera Coupe.

RR548A\$20.25 pr.

1955-1960

1955-1956: Correct configuration, most models. Compare with DW515

1957-1960: Excellent glue on replacement.

DW550\$1.75/ft.

1956 Roof rail Filler w/s. Attaches to body. Made with metal core as original.

AW56\$59.50 pr.

1955-1960 All. Correct configuration with inserted pins. Remove pins for glue apps.
DW577\$2.75 ft.

1957-1960 All as required. Door weatherstrip retainer.

WR577\$0.50 ea.

1954-1958 Front door, auxiliary on body above belt line. Two strips 15" long.

1954-1958: Compare with AW547;

1958: Models 43, 46C, 46R, 49D, and 63.
PS549\$46.25 pr.

1954-1958 Same as above. Sponge stick-on replacement.

PS548\$8.50 pr.

1959-1960 Most models. Weatherstrip, front door opening. Auxiliary on door hinge pillar at belt line, right and left. Set includes four button type fasteners.

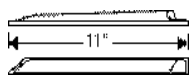
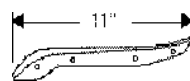
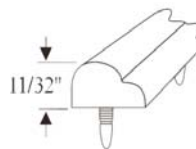
AW591\$29.25 set

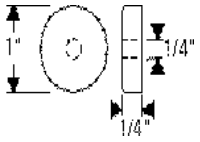
1959-1960 Gutter, cowl side drain, left and right. Rubber with metal core as original. All post models.

AW590\$101.25 pr.

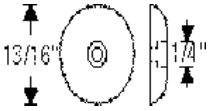
1959-1960 Electra 225 4-door model 4829. Upper vertical weatherstrip at rear body lock pillar. 11" long.

AW590A.....\$105.25 pr.





1932-1936 bumper, front and rear body hinge pillar, 1" diameter x 1/4" thick, held by screw, steel core. Auxiliary, used only where needed to prevent door rattle.
DB326.....\$5.75 ea.



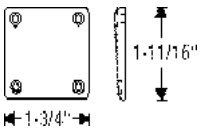
1932-1948 Bumper, front door above the upper hinge on the upper radius of the door. Stiff-backed, retained by screw, mounted on door. All closed GM models.
DB328.....\$5.25 ea.



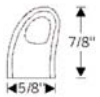
1933-1939 Pad, door jamb (door side bumper). Heavily used all models 1933-1936, also on some convert. thru 1939.
DB339.....\$9.00 ea.



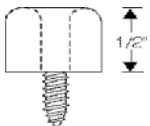
1936-1939 Bumper, door center post, upper, fits 1/4" hole, 5/16" thick, self-retaining. Most closed bodies as required.
DB360.....\$1.75 ea.



1937-1953 Bumper, door side. Square type held by 4 screws, metal core as original. Convertibles and hardtops.
DB373\$48.00 pr.



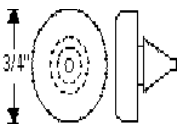
1940 Super 4-door sedan. Rear door vent grommets. Set of 4.
VG40.....\$46.00 set



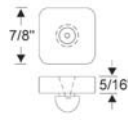
1941-1960 Door post bumper. Most models. Hollowed center. Used with screw.
DB411.....(Steel Core)\$2.25 ea.



1941-1960 Door pillar bumper. All, except convertibles.
DB410.....\$1.75 ea.



1937-1956 Bumper, door hinge pillar upper. 3/4" diameter, 3/16" thick, for 1/4" hole. Most models, as required.
DB426\$2.00 ea.



1941-1960 As required. Cushion (stem bumper), window stop, lower. Front and rear door, rear side quarter windows as required. Compare with WC414.
WC411\$5.50 ea.

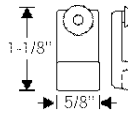


1941-1960 Cushion (stem bumper), window stop, lower. For front and rear door, rear side and quarter windows as required. 15/16" square, 1/2" thick. Compare with WC411.
WC414\$6.25 ea.

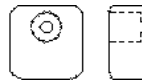


Door Adjustment Hole Plug

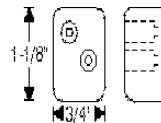
1941-1948 convertible. Fits a 5/8" wide x 1" long hole.
DAP418.....\$5.50 ea.



1949 Door bumper, lower, held by one screw and one carrot retainer. All Super and Roadmaster. Two door models.
DB49\$13.75 ea.



1949 Bumpers, front door, upper. Approximately 5/8" square, 3/8" I.D. Steel core, retained by screw. Super and Roadmaster including Estate Wagon.
DB49F.....\$30.00 pr.



1949 Bumpers, rear door upper, right and left. 1/2" X 3/4" X 1", steel core, retained by two screws. Models 51, 71.
DB49R\$43.75 pr.



1949-1960 Door pillar bumper.
DB500A-3/8" W. x 1/2" H.\$2.75 ea.
DB500B-3/8" W. x 5/8" H.\$2.75 ea.
DB500C-1/2" W. x 7/16" H.\$2.75 ea.



1957-1960 Door bumper. Most models.
DB570\$2.75 ea.



1959-1960 Bumper, door, used upper and/or lower as required.
DB595\$2.75 ea.




1937-1960 Door panel repair clip.
PN370\$0.65 ea.



Door Panel Retainers

1959-1975 All as required.
DPR598\$1.00 ea.



Door Handles (Group 10)



Outer Door Handle Parts

-  **1937-1939** Special, Century.
Stainless steel outside door handle.
DH378\$176.50 ea.
-  **1939-1949** Mounting pad, door lock cylinder,
1939: Series 40 and 60;
1940: Series 40, 50, 60 and 70;
1941-1949: All. Fits either side.
KLG399\$2.75 ea.
-  **1950-1953** Gasket set, door handle, Front and rear door if necessary. One set for two doors.
1950: All (exc. 59, 76C, 76R, and 79);
1951: All 40 and 50 (exc. 59);
1952-1953: All (exc. 59, 79R).
HG503\$8.75 set
-  **1954-1956** Door handles. Special, Century, Skylark 2-door models. Pair. Includes buttons
DH546S\$129.00 pr.
-  **1954-1956** Door handle gaskets. Special, Century, Skylark 2-door models. For 2 handles
HG5462\$9.75 per set
-  **1954-1956** Door handle gaskets. Special, Century, Skylark 4-door models.. Front and rear. One set for two doors.
HG5464\$9.00 set
-  **1950-1958** Door handle button seals / cushions.
BS508\$1.00 ea
-  **1954-1960** Gasket, door lock cylinder. Exact reproduction. 7/8" I.D.
1954: 40, 60, 100;
1955-1960: As required.
KLG540\$1.25 ea.
-  **1954-1956** Gasket, door handle. Super and Roadmaster 2 door models. For 2 handles.
HG546B2\$21.00 set
-  **1954-1956** Gasket, door handle. Models 52 & 72. One set for 2 handles.
HG546B\$20.50 set
-  **1957-1958** Gasket set, outside door handle. Four piece set for two handles.
1957: All Front doors;
1957: All Special and Century rear doors;
1958: All Special and Century front doors.
HG578\$8.50 set
-  **1958** Gaskets, door handle, four piece set for two handles. Some models, as required.
HG58\$9.50 set
-  **1959-1960** Outside chrome door handles. Includes buttons and springs.
DH590S\$85.25 pr.
-  **1959-1960** Gasket set, outside door handles. Four piece set for two handles.
HG590\$10.00 set


Door Handle Ferrules

-  **1926-1937** Ferrule, for 3/4" outside door handle. Chrome plated brass (includes grommet). All models.
HF307\$8.00 ea.
-  **1938-1940** Ferrule, outside door handle. Chrome plated brass. Includes grommet.
1938-1939: All;
1940: All (exc. 50 and 70)
HF380\$8.00 ea.
-  **1940-1948** Ferrule, outside door handle with rubber sleeve.
1940: Series 50 and 70;
1941-1948: All models.
HF408\$15.50 ea.
-  **1935-1948** Installing tool, door and trunk handle ferrule. This tool does a quick, neat and efficient job of installing ferrules staking them internally to keep them in place.
FT358\$45.00 ea.

Key Blanks

-  **1935-1960** All. Octagon.
KB10\$3.75 ea.
-  **1935-1960** All. Rounded.
KB11\$3.75 ea.

Door Lock Pairs with 2 Keys

-  **1954** Special, Century, Skylark;
1955-1956 Special, Century and Wagons exc. 43, 63. Change forks as necessary.
DLS546\$37.75 set
- 1955-1956** Special and Century, models 43 and 63.
DLS556A\$50.50 set
- 1959** All except 2 door Sedans.
DLS596\$36.00 set
- 1959** All 2 door Sedans.
DLS59\$39.50 set
- 1960** All 2 door Sedans.
DLS608\$36.00 set
- 1960** All 4 door models.
DLS604\$37.75 set

1939-1958 Inner Door Handles (10.512)

1939 thru 1953 ALL;

1954 thru 1958 Super, Roadmaster, Limited. Die cast and beautifully chrome plated as original. (Note these will replace **1939-1940** with plastic insert type but will not look original.



DH398\$17.00 ea.

1939-1958 Window Cranks (10.797)

Same application as above. Includes chrome knob.



WC398.....(Window Crank).....\$19.50 ea.

VC398.....(Vent Crank)\$19.50 ea.

1951-1953 Window Cranks



Includes black knob w/ stainless steel cap.

WC512.....(Window Crank).....\$26.50 ea.

VC512.....(Vent Crank)\$26.50 ea.

Door Handle & Window Handle Escutcheons

1940-1952 All smooth finish 1 piece.

HE402.....\$11.50

1940-1952 All smooth finish 2 pieces.(Spring loaded)

HE402S.....\$15.25

1952-1953 All "Starburst". 1 piece.

HE523.....\$13.50

1952-1953 All "Starburs". 2 pieces.(Spring loaded)

HE523S.....\$17.50

1954-1958 Inner Door Handles (10.512)



Fits Special, Century, Skylark. Chrome plated. 5" "Drumstick" style.

DH542\$24.50 ea.

1959-1960 All

DH594\$16.50 ea.

1954-1958 Window Cranks (10.797)



Special & Century. These new items are correct in everyway including black knobs as per original. They are not generic replacements such as you might see elsewhere.

WC548.....(Window Crank).....\$27.25 ea.

VC548.....(Vent Crank)\$27.25 ea.

1959-1960 Window Cranks



1959-1960 all as required. Front and rear.

WH594.....\$16.50 ea.

Inner Door Handle Parts



1931-1953 Door handle retaining clip. All. (10 Pack).

HRC318.....\$2.25 pack



1933-1948 All;

1949 Special. Tapered screw for securing outer door handles to lock mechanism.

HS339.....\$3.25 ea.



1954-1960 All. Door handle retaining clip. (10 Pack).

HRC540.....\$2.25 pack



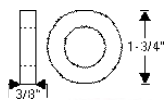
1937-1960 Interior door handle tension spring.

HS395.....\$1.50 ea.



1935-1960 Door handle removal tool. All.

HT360.....\$7.75 ea.



1935-1958 Sponge rubber, interior door handle escutcheon.

2" O.D. X 3/8" thick. Some models.

EW353.....\$2.75 ea.



1954-1960 Door handle washers.

HW552.....\$3.00 ea.



1957-1960 All as required. Window regulator roller and rivet.

WR576.....\$3.25 ea.

Door Parts (Group 10)



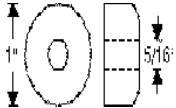
Rear Ash Trays

1959-1960 LeSabre, Invicta, Electra 2-dr. ht.;
1959-1960 All convertibles.
 AT597.....\$22.25 ea.

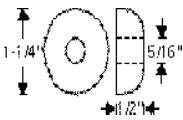


1959-1960 Vent Cranks

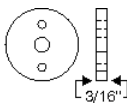
1959-1960 all as required.
 VC594.....\$16.50 ea.



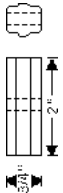
1930-1940 Cushion, door check link. 1" diameter X 3/8" thick with 5/16" hole. All models using rod type door check.
 CB300.....\$4.50 ea.



1930-1940 End stop and cushion, door check link rod. Rubber with embedded steel plate, 5/16" diameter thread. Most models with rod type door checks.
 CB301.....\$9.75 ea.



1931-1940 Rubber washer, door check link stop.
1931-1939: All;
1940: Series 40, 60, 80, and 90.
 CB310.....\$5.50 ea.



1939-1949 Check link end nut, (rubber bar with steel bar insert).3/4" x 3/4" x 2" threaded.
1939: All Series 40, 60 rear;
1940: Series 40 and 60 rear; Series 50 and 70 front and rear;
1941-1948: All, front and rear;
1949: Series 40, front.
 LN399.....\$20.25 ea.



1931-1960 All as required. Door hinge pin correct 11/32" O.D. 4" length. Cut to shorten if necessary.
 HP310.....\$3.00 ea.



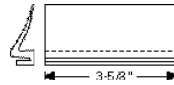
1931-1960 Door hinge bushing. Two per hinge pin. Bronze.
 HB310.....\$1.00 ea.



1946-1948 Conduit (double rubber hose), body to door, for hydraulic and electrical lines to power window. Convertible only.
 DC468.....\$32.00 pr.



1950-1952 Conduit, hydraulic line and power window wire. Front doors Two pieces 9 1/2".
1950: 52X, 56C, 72X, 76C, 76R;
1951: 52X, 56C, 72RX, 76C, 76R;
1952: 59, 79R.
 DC502.....\$32.00 pr.



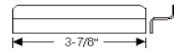
1940-1949 Seal, door lock, front and rear. Protects lock mechanism from dust & weather.
Front door: 1940: Series 50 and 70;



1941-1948: All;
1949: Models, 41, 46S.
Rear door: 1942: Series 40, 60 and 90;
1946-1947: All.



LS409.....\$25.50 pr.
1941-1948 Door bottom drain seals.
 DG418.....\$5.00 ea.




1954-1956 Special, Century, Skylark. Door bottom drain hole seal.
 HS546.....\$4.50 ea.



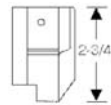
1949-1953 Door striker screws. Pack of 6
 SS506.....\$9.75 ea.



1954-1960 Door striker.
1954-56: All Special, Cent. and Skylark;
1956: Super and Road. 4 dr. hardtop;
1957-1960: All.
 DS542.....\$40.75 pr.



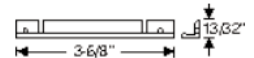
1956-1958 Weatherstrip, door bottom drain hole seal. Also used on tailgate of station wagon. (2 required for this use).
1956: Series 50 and 70;
1957-58: All including station wagon.
 HS568.....\$4.00 ea.



1957 Super and Roadmaster 4-door hardtop models. Weatherstrip, rear door hinge pillar.
 PS57.....\$61.75 pr.

1959-1960 All Models.

Weatherstrip, door bottom drain hole seal.



HS591.....\$4.00 pr.

Door Lock Buttons



1936-1941 Brown.....LB361.....\$5.25 ea.
1937-1942 Chrome.....LB372.....\$9.75 ea.
1942-60 LB427.....(Black).....\$3.50 ea.
1942-60 LB427N.....(Brown).....\$6.00 ea.
1942-60 LB427R.....(Red).....\$4.50 ea.
1942-60 LB427G.....(Green).....\$4.50 ea.
1942-60 LB427U.....(Lt. Blue).....\$4.50 ea.
1946-1958 Chrome.....LB468.....\$7.75 ea.

Power Window Motors

1954-1960 Power window motors. Includes 12 tooth gear. Left front or left rear quarter.

WM540L.....\$119.50 ea.

Right hand front or rear quarter.

WM540R.....\$119.50 ea.




(Group 10) **Power Window Switches**



1949-1953 all with hydraulic windows. 4 button assembly
Includes chrome Escutcheon.
WS493A\$195.00 ea.



1949-1953 all with hydraulic windows. 4 button switch
Does not include chrome Escutcheon.
WS493\$149.00 ea.



1949-1953 All.
4-button
chrome Escutcheon.
WSE493\$49.00 ea.

1949-1953 all. Fits R.H. door and either side
rear. Assy. Includes chrome Escutcheon.
WS493SA.....\$95.00 ea.



1949-1953 all. Fits R.H. Door and either side rear. Switch.
Does not include chrome Escutcheon.
WS493S\$67.00 ea.

1949-1953 All. Single button chrome
Escutcheon.
WSE493S.....\$35.00 ea.




1949-1953 All. Button only. Fits
all hydraulic switches.
WSB493\$15.00 ea.



1954 Century and Skylark with hydraulic windows.
4 button assembly. Includes chrome Escutcheon.
WS54A\$225.00 ea.
WS54SA.....(Single Button Assembly)\$95.00 ea.



1954-1957 All with electric windows. 4 button assembly
Includes chrome Escutcheon.
WS547A\$179.00 ea.



1954-1957 All with electric windows. 4 button switch.
Does not include chrome Escutcheon.
WS547\$135.00 ea.



1954-1957 All. 4-Button chrome Escutcheon.
WSE547\$49.00 ea.

1954-1957 All. Fits R.H. door and either side
rear. Assy. Includes chrome Escutcheon.
WS547SA.....\$95.00 ea.



1954-1957 All. Fits R.H. door
and either side rear. Switch.
Does not include chrome Escutcheon.
WS547S\$67.00 ea.

1954-1957 All. Button only. For Single button
switches.
WSB547.....\$15.50 ea.
WSB547M.....(For 4-button switches)\$15.00 ea.



1954-1957 All. Single button chrome
Escutcheon.
WSE547S\$35.00 ea.



1958-1960 Window with contact. All "4 in a row type"
WSC583\$89.00 ea.

1958-1960 All. Contact for all single button switches
WSC584\$29.50 ea.

Interior Parts (Group 10)

Inside Rear View Mirror (10.185)



1939-1953 Chrome backed with stud.
IM393\$27.00 ea.

1939-1953 Chrome backed. Day-nite with bent threaded stud mirror is 9" wide.
IM393D.....\$49.50 ea.



1948-1953 Straight threaded stud to mount. Day-nite. Mirror is 9" wide.
IM483\$66.00 ea.

1950-1953 Day/night w/ flatend stem/screw mount.
IM503.....\$79.00 ea.



1954-1956 Day-nite.
IM546\$88.50 ea.



1957-1960 Day-nite.
IM572\$76.50 ea.

Mirror Screw



1953-1960 As required.
MS532\$2.75 ea.



Tissue Dispenser Emblem
All Years. Adhesive backed. Also can be used on our seat belts.
TBE550\$7.50 ea.

Vanity Mirrors



1936-1949 All. A "GM" dealer installed accessory. Can be written on. Clips on visor.
VM369.....\$30.50 ea.



1942-1960 All. Odometer reset knob.
RK425\$3.75 ea.



1939-1960 Coat hook - chrome.
CH396\$11.25 pr.



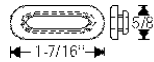
1937-1942 Sunvisor end plug.
VP372.....(Black).....\$4.75 ea.
VP372N.....(Brown).....\$4.00 ea.



1938-1955 Many models. Bumper, rubber, glove box door, for 1/8" to 5/32" thick pad, 5/16" diameter. Compare with GDB410.
GDB385\$1.00 ea.



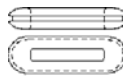
1938-1955 Many models. Bumper, rubber, glove box door, for 1/8" to 5/32" hole, 1/4" thick pad, 5/16" diameter. Compare with GDB385.
GDB410\$1.25 ea.



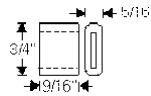
1937-1939 Many models. Grommet, glove box door check link, for 1 1/8" slot in dash.
GG379\$14.50 ea.



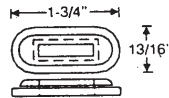
1940 All. Grommet, glove box door check link.
GG40\$3.50 ea.




1949 Some models. Grommet, glove box door check link, for 1" slot in dash.
GG49\$18.00 ea.



1950-1960 Bumper or grommet, glove box check link. Fits on glove box door arm as required.
GG503\$6.25 ea.



1956-1958 Grommet, glove box door cushion. Used on all models as required.
GG568\$10.00 ea.



Vanity Mirror

1954-1960 Vanity mirror is an exact reproduction. Clips to sunshade as original.
VM549\$40.75 ea.

Glove Boxes



- 1934-1935 Series 40.**
GB345\$34.75 ea.
- 1934-1935 Series 50-60-90.**
GB345B\$34.75 ea.
- 1936 All. Felt lined as original.**
GB36\$32.50 ea.
- 1937 All except Limited. Felt lined as original.**
GB37S\$31.50 ea.
- 1937 Limited. Felt lined as original.**
GB37B\$33.75 ea.
- 1938 All. Felt lined as original.**
GB38\$31.50 ea.
- 1939 Special and Century. Felt lined as original.**
GB39S\$31.50 ea.
- 1940 Special, Century, Limited. Felt lined as original.**
GB40S\$31.50 ea.
- 1940 Super and Roadmaster. Felt lined as original.**
GB40B\$31.50 ea.
- 1941 All. Felt lined as original.**
GB41\$33.75 ea.
- 1942-1948 Super and Roadmaster.**
GB428\$32.50 ea.
- 1942-1949**
 1942: Models 41, 41SE, 46, 46S, 46SSE,
 61, 66S, all series 90;
 1946-1949: All Specials.
GB429\$33.50 ea.

- 1949 Super and Roadmaster.**
GB49\$32.50 ea.
- 1950-1952**
 1950: All;
 1951-1952: Super and Roadmaster.
GB502\$32.50 ea.
- 1951-1953 Special.**
GB513\$32.50 ea.
- 1953 Super, Roadmaster and Skylark.**
GB53\$32.50 ea.
- 1954-1955 Super and Roadmaster.**
GB545\$32.50 ea.
- 1954-1955 Special, Century and Skylark.**
GB545S\$32.50 ea.
- 1956 Special and Century.**
GB56S\$32.50 ea.
- 1956 Super and Roadmaster.**
GB56\$32.50 ea.

Glove Box Lock with Two Keys (10.266)



- 1941-1953 All.**
GBL415\$29.25 set
- 1954-1956 All.**
GBL546\$29.25 set
- 1959 All.**
GBL59\$27.75 set



www.oldbuickparts.com
908-369-3666

Hardtop Roof Rail Seals (Group 10)



Roof Rail Weatherstrip (10.721)

- 1949** Riviera Roadmaster hardtops.
RR49\$338.25 set
- 1950** Models 56R, 75R and 76R for early models.
RR50\$214.50 set
- 1950-1951**
1950: Models 56R, 75R, 76R (Later models);
1951: Models 56R, 56RD, 76MR, 76R.
 RR501\$154.75 pr.
- 1952-1953** Super and Roadmaster two door hardtop.
 (Flipper seals). 2, 30" pieces
 RR523F\$32.50 pr.
- 1952-1953** Special two door hardtops. Two extruded
 pieces for both front doors.
 RR523\$98.50 pr.
- 1954-1958** Flipper stops. Mounts at rear of door for 2 door
 hardtop models.
1954-1956 Special and Century;
1957-1958 Super, Roadmaster, Limited.
 FS548.....\$36.75 pr.
- 1955-1956** All four door hardtops. Two 6' lengths.
 RR556\$59.00 pr.
- 1955-1956** Special and Century 4 door hardtops.
 Includes metal core as original.
 RR556M\$497.00 pr.
- 1955-1956** Super and Roadmaster 4 door hardtops.
 Includes metal core as original.
 RR556BM.....\$509.75 pr.
- 1957-1958** Special and Century. Four door hardtops and
 hardtop wagons. Two 6' lengths.
 RR578\$69.50 pr.
- 1957-1958** All. Two door hardtops. Two 40" pieces.
 RR578A.....\$79.50 pr.

1957-1958 Super, Roadmaster and Limited four door hardtops.
 RR578B.....\$151.50 pr.

1959-1960 Electra four door "Flat Tops". Models
 4739-4839. Includes molded ends and inserted clips.
 RR590F\$185.50 pr.

1959-1960 All two door hardtop. Two piece set includes
 R and L molded sections for body hinge pillar and R and L
 sponge weatherstrips with inserted clips.
 RR590H.....\$156.00 set

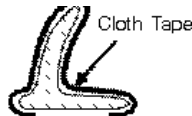
1959-1960 LeSabre, Invicta four door "Flat Tops". Models
 4439-4639. Includes molded ends and inserted clips.
 RR590S\$181.00 pr.

1959-1960 Electra four door "Flat Tops". Model 4829.
 Includes molded ends and inserted clips.
 RR590SE\$170.25 pr.

1959-1960 All four door hardtops. Two 8' lengths of
 extruded rubber. Does not have molded ends as original.
 An inexpensive substitute.
 RR590\$67.50 pr.

Spray adhesive for application of bow drill cloth.
 SA360.....(20 oz.).....\$18.00 can

Adhesive Backed Bow Drill



Cloth tape used to cover roof rail
 weatherstrip rear 1/4 window seals,
 etc. as req. Waterproof and sun-
 proof. Comes in 5 foot rolls.

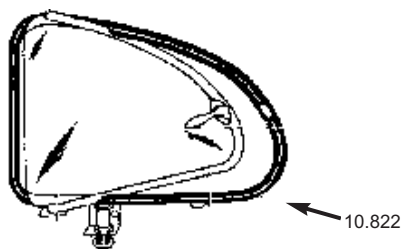
- BD250B.....(Black 2 1/2" wide).....\$12.00 ea.
 BD250T.....(Tan 2 1/2" wide).....\$9.75 ea.
 BD500B.....(Black 5" wide).....\$23.75 ea.
 BD500T.....(Tan 5" wide).....\$22.00 ea.

Bow Drill Cloth

54" width and is sold by the yard. Not adhesive backed.
 Please order black or tan.

- 1935-1960** All. Black.
 BD360B\$22.75 yd.
1935-1960 All. Tan.
 BD360T.....\$22.75 yd.

(Group 10) **Rear Vent Window Seals**



- 1934-1960** All Models. Rear vent window division post vertical seal.
VS330.....\$9.75 pr.
- 1934-1935** Model 61 and 91 four door sedans.
RVW345\$168.00 pr.
- 1934-1935** Models 47, 57, 58, 67, 68, 90, 90L, 97, 98.
RVW345A.....\$167.00 pr.
- 1934-1935** Model 41 four door sedans.
RVW345B.....\$135.75 pr.
- 1936** Special and Century four door sedans.
RVW356\$109.50 pr.
- 1936-1937** Model 81 and 81F.
RVW367F\$135.75 pr.
- 1936-1937** Models 90, 90L, and 91.
RVW367L\$160.75 pr.
- 1937-1938** Model 41 and 61 four door Sedans.
Full swing types.
RVW378\$110.50 pr.
- 1937-1938** Model 47 and 67 plain back Sedans.
(splicing required).
RVW378S.....\$163.25 pr.
- 1938-1940** Series 90. Includes division bar seals and run channel.
RVW380B.....\$212.50 set
- 1940-1942;**
 1940-1941: Model 51 and 71;
 1942: Model 47.
RVW402\$128.00 pr.
- 1942-1948** Model 51 and 71.
RVW428\$135.00 pr.
- 1949** Model 51 and 71.
RVW49\$163.25 pr.

1949-1960 Grommet, rear quarter window lift hose.

1949-1950: Models 56C, 76C, 76R;

1951: Models 46C, 56C, 76C, 76MR, 76R;

1952: Models 46C, 56C, 76C, 76R;

1953: Models 56C, 76C, 76R, 76X;

1954: Model 66C and 100.



QG490\$2.50 ea.

1950-1953;

1950: Model 52, 52X, 72, and 72X;

1951-1953: Models 52, 52X, 72R, and 72RX.

RVW503S.....\$151.75 pr.

1951-1953 Special four door Sedans.

RVW513\$115.00 pr.

1954 Super & Roadmaster 4-door Sedan models 52 & 72R

RVW54\$173.50 pr.

1954-1956 Special and Century four door Sedans with opening vent windows.

RVW546\$122.75 pr.

1955-1956 Model 52 and 72.

RVW556S.....\$172.00 pr.

1958 Vent window weatherstrip, rear door. Models 53, 75 and 750.


RVW58H.....\$167.00 pr.

**Fax Us
Your Order
Save Time!**

When sending us a long order
it is easier to just fax it.

908-369-7595

Rear Window Vulcanized Seals (Group 10)



1937-1940 Channel, back window, for windows without chrome reveal molding. Eight foot strip.
WR370A.....\$30.25 ea.

1937-1948 Most models. Channel, back window, for windows with chrome reveal molding. Plain channel for 1/4" glass. Eight foot strip.
BS378B\$32.75 ea.

1938-1940 Series 90 All closed cars.
BS380.....\$125.25 ea.

1939-1940 Specials. For closed models.
BS390.....\$95.00 ea.

1938-1940 Models 81 and 81F.
BS380A\$126.00 ea.

1939-1949;
1939-40: All series 40, 60 with reveal molding;
1941-1949: All Special and Century.
1946-1948 Super and Roadmaster Sedans, 56S, 76S.
 BS399.\$108.25 ea.

1940 All Closed 50 and 70 Series Models;
1941 Series 50, 70, 90 (except convertibles)
 Models **WITH** reveal molding.
 BS401.....\$96.50 ea.

1941-1948 Pinchweld seal, back window, to seal and retain outer reveal molding. Used in conjunction with BS378 and BS401. Some models. 12 foot strip.
 PW419\$41.25 ea.

1942-48 All Super and Roadmaster. 4 door sedans.
 BS428A\$105.75 ea.

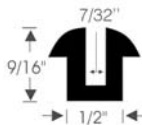
1949 Model 56S, and 76S (lock strip included).
 BS49S\$162.00 set

1949 Model 76R (Roadmaster two door hardtop).
 BS49R\$342.50 set


1949 Model 51 and 71.
 BS49B.\$167.00 ea.

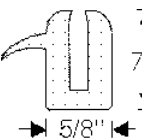
1950 Model 43, 46, 46S. For cars **WITHOUT** reveal molding.
 BS50S\$118.00 ea.

1950-1951 Models **WITH** reveal molding.
1950: Models 41, 41D, 51, 71;
1951: Model 51.
 BS501.....\$292.25 ea.

 **1926-1931** Mounting channel for fixed back window. Double weatherstrip type for 1/2" glass. 7' 3" strip. Most closed bodies.
 BS261\$42.00 ea.

 **1928-1932** Setting channel for fixed back window. Plain style. 7' 6" strip.
 BS282\$44.50 ea.

 **1933-1934** Some models. Channel, back window, for windows with or without chrome reveal molding. Most cars require 8 ft.
 BS334\$4.00 ft.

 **1935-1936** Some models. Channel, back window, for window without chrome reveal molding. Eight foot strip.
 BS356.....\$32.75 ea.

1936 Model 41, 48, 61, and 68 w/o reveal molding.
 BS36\$77.50 ea.

1936 Models 81, 90, 90L, 91. (Order DP367R divider pads, separately).
 BS36A\$81.25 ea.

1936 Special and Century Coupes without reveal molding.
 BS36H.....\$86.75 ea.

1937 All 80 and 90 Series except convertibles. (Order DP367R divider pads, separately).
 BS37\$84.25 pr.

1937-1938 Special and Century models **WITHOUT** reveal molding. Models 44, 47, 64 and 67.
 BS378\$108.25 pr

1937-1938 Special and Century models **WITHOUT** reveal molding. Models 41, 48, 46, 46s, 61, 66s, 68
 BS378A\$108.25 ea.

(Group 10) **Rear Window Vulcanized Seals**

1950-1951 Models WITH reveal molding.
1950: Models 46D, 46S, 43D, 56S, 76S;
1951: Model 56S.
 BS501S\$144.00 ea.

1950-1952 Model 52, 72R.
 BS502S\$295.50 ea.

1950-1952 Models WITH reveal molding.
1950: Model 56R, 75R, 76R;
1951: Model 56R, 76MR, 76R;
1952: Model 56R, 76R.
 BS502R\$328.75 ea.

1951-1952 Model 41, 41D, 48D. Models WITH reveal molding.
 BS512\$277.50 ea.

1951-1952 Model 45R (Special Riviera).
 Molded with divider bars for 3 piece window.
 BS512H\$252.00 ea.

1951-1952 Special model 46S
 BS512S\$145.00 ea.

1953 Model 48D, 45R, 41D
 BS53S\$122.75 ea.

1953 Model 52, 52X, 72R, 72RX.
 BS53B\$141.75 ea.

1953 Model 56R and 76R.
 BS53H\$242.50 ea.

1954 Model 52, 72R.
 BS54B\$141.00 ea.

1954-1956;
1954: Model 41D, 48D, 61
1955: Model 41, 48, 61;
1956: Model 48, 41.
 BS546S\$166.25 ea.

1954-1956 Model 46R, 66R.
 BS546H\$177.00 ea.

1954-1956;
1954-1955: 56R, 76R;
1956: 56R, 53, 76R, 73.
 BS546B\$135.00 ea.

1954-1956 Models 49 and 69. (Estate Wagon).
 BS546W\$64.75 ea.

1955-1956 Special and Century four door hardtops.
 BS556\$127.00 ea.

1955-1956 Model 52, 72.
 BS556B\$131.50 ea.

1957 Special and Century 2 and 4 door Sedans.
 3 piece set.
 BS57\$226.00 ea.

1957 Special and Century 2 dr and -dr. HT (3 piece set).
 BS57H\$251.50 st.

1957 Model 53, 73, 73A, 75.
 BS57B\$148.50 ea.

1957 Models 56R, 75R, 76A, 76R.
 BS57BH\$148.50 ea.

1957-1958 Wagon.
 BS578W\$236.75 ea.

1958 Special and Century.
 BS58\$148.50 ea.

1958 Model 53, 75, 750.
 BS58B\$131.75 ea.

1958 Super, Roadmaster, Limited models 56R, 75R, 755.
 BS58H\$145.00 ea.

1959 LeSabre Sedans WITHOUT inside garnish molding.
 BS59LS\$173.00 ea.

1959 LeSabre 2 door Hard Top WITHOUT inside garnish molding.
 BS59LH\$164.25 ea.

1959 1960 All 2 door hardtops with garnish molding,
 models 44, 46, 4737.
 BS590H\$133.25 ea.

1959-1960 All LeSabre and Invicta 4-dr. HT.; All Electra
 4 dr. H.T. with panorama back windows. Models 4439,
 4639, 4739, 4839.
 BS590\$214.75 ea.

1959-1960 All 2 + 4 door Sedan models WITH inside garnish molding.
 BS590S\$137.25 ea.

Rear Window Clips



1954 Models. 41D, 48, 61. Maybe others.
 MC88\$3.25 ea.



1954-1956 Models. 52, 72;
1957-1958 all Special, Super and Roadmaster. Maybe others.
 MC89\$1.50 ea.

Rear Window Drain Tubes



1957-1958 All Sedan Models. Maybe others.
 DT578\$37.50 pr.