

Rear Quarter Window to Front Window Seals



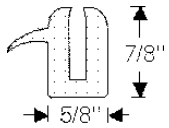
1942-1960 All two door hardtop and convertibles.
 QS490\$17.00 pr.
1955-1960 All four door hardtop and station wagons.
 QS550\$17.00 pr.

Adhesive Backed Bow Drill

Cloth tape used to cover roof rail weatherstrip rear 1/4 window seals, etc. as req. Waterproof and sunproof. Comes in 5 foot rolls.

BD250B.....(Black 2 1/2" wide).....\$12.00 ea.
 BD250T.....(Tan 2 1/2" wide).....\$9.5 ea.
 BD500B.....(Black 5" wide).....\$23.75 ea.
 BD500T.....(Tan 5" wide).....\$23.00 ea.

Rear Quarter Window Fixed Seals

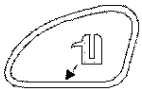


1935-1940 Channel, fixed quarter window (type without chrome reveal molding). Four ft. strip. Some models.
 RQS350.....\$15.75 ea.

1937-1938 Channel, fixed quarter window. One piece. No splicing required. All coupes except convertibles.



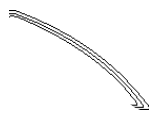
RQS378\$88.50 pr.



1939-1940 Weatherstrip, fixed rear quarter window. One piece.
 1939: Model 46;
 1940: Models 46 and 66.

RQS390\$90.25 pr.

1952-1960 Rear 1/4 window pivot Kit.
1952-1953 All Hardtops and Convertibles;
1954-1960 All Convertibles.



QPK520\$26.50 ea.

Rear Quarter Window Upper Chrome Frames

1954-1956 Special, Century and Skylark Convertibles.
 QWF546.....\$169.00 pr.

1954-1956 All 2-door hardtop models.
 QWF546H\$169.00 pr.

1939-1949 Weatherstrip, sliding quarter window. Mounted vertically in body where leading edge of sliding window fits when closed. Right and left rubber.

1939: Models 41, 46S, 61, 66S. Series 80;
1940: Models 41, 46S, 61, 66S, 76S. Series 80;
1941: Models 41, 41SE, 46, 56, 56S, 76S. Ser. 80;
1942: Models 41, 41SE, Series 90;
1946-1949: Model 41.

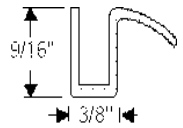
RQS399\$50.00 pr.



1939-1950 Weatherstrip, inner and outer for sliding quarter window, chrome beaded, mohair faced, flexible stock. May be formed to required outline 64" strip.

WS330\$20.00 ea.

1954-1956 Filler channel with lip for stationary rear side windows and tailgate windows.



WR546\$4.00 ft.



1954-1956 Models 41 and D. Weatherstrip, fixed quarter window.

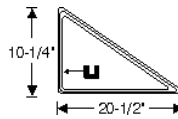
RQS546\$145.25 pr.

1957-1958 4-dr. hardtop wagons - models 49, 49D, 69. Rear side glass. Fully molded.



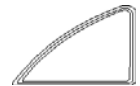
RQS578W\$255.25 pr.

1959-1960 Electra 225 6-window hardtop model 4829 Weatherstrip, fixed quarter window.



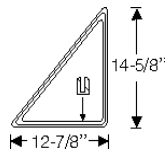
RQS590E\$141.75 pr.

1959-1960 All 4-door sedan models 4419, 4619, 4719.



Weatherstrip, fixed quarter window.

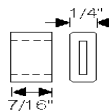
RQS590A.....\$119.25 pr.



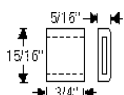
1959-1960 2 door, 4 door and wagon models with fixed triangular quarter window.
 RQS590B\$113.00 pr.

Rear Quarter Seals (Group 11)

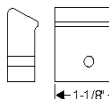
Rear Quarter Window Parts



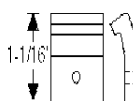
1942-1953 Bumper, rear 1/4 window lower.
Models 44C, 56C, 56R, 76C, 76R, 76X.
QB423L.....\$4.00 ea.



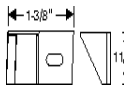
1942-1953 Bumper, rear 1/4 window upper.
Models 44C, 56C, 56R, 76C, 76R, 76X.
QB423U.....\$4.00 ea.



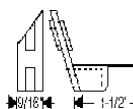
1952-1953 Bumper, 1/4 window at lock pillar.
All 2-dr. hardtop and convertibles.
QB523.....\$25.75 pr.



1954-1956 All Super and Roadmaster.
convertibles, Rear 1/4 window rubber bumper
w/ steel core.
QB546.....\$25.00 pr.



1954-1956 All Super and Roadmaster models
56r, 76r, 76rx. Rear 1/4 window/roof rail seals.
QS546.....\$41.25 pr.



1957-1958 Division post upper bumper.
1957 all sedans and riviera wagon;
1958 Super, Road. Riviera HT & Lim. Riv. Sed.
WB578.....\$62.50 pr.



Visit us at our Worldwide Headquarters

We're located in a small village amongst the
vast farmland in western New Jersey



Lock Pillar Seals

1954-1956 Special and Century two door hardtops.
LPS546\$71.00 pr.

1954-1956 Super and Roadmaster two door hardtops.
LPS546B\$58.00 pr.

1954-1956 All convertibles.
LPS546C\$29.50 pr.



1954-1956 Models 46C, 66C
1954 Model 100 Lock pillar
weatherstrip under window.
LPW546C\$68.75 pr.

1957-1958 Super, Roadmaster, Limited 2-Door hardtop.
LPS578\$59.50 pr.

1957-1958 Special and Century 2-Door hardtops.
LPS578A\$54.25 pr.

1957-1958 Super, Roadmaster, and Limited convertibles.
LPS578C\$61.25 pr.

1958 All 4-dr. hardtops and hardtop wagons for front doors.
LPS58F\$36.00 pr.

1958 All 4-dr. hardtops and hardtop wagons for rear doors.
LPS58R.....\$51.50 pr.

1957-1960 Convertibles.
1957: Special and Century;
1959-1960: All.
LPS570\$44.75 pr.



1957 Convertibles.
Lock pillar weatherstrip under window.
LPW57\$69.75 pr.

1959-1960 Electra 4 door hardtop model 4829.
LPS590A\$55.75 pr.

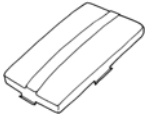
1959-1960 All 2 door hardtops.
LPS590\$53.25 pr.

1959-1960 All 4 door hardtop. On rear door.
hinge pillar.
LPS590S\$56.75 pr.

1959-1960 All 4 door hardtop. (For front doors).
LPS590F\$46.25 pr.

Dome Lenses - Courtesy Lenses

(11.927, 11.928)



1939-1940 All closed cars, dome lamp lens.
DL390\$12.00 ea.



1940-1949 All convertibles, on top bow.
DL409.....\$11.50 ea.



1940-1949 Convertible top bow lens rim.
DR409\$19.50 ea.

1941-1949 Except convertibles. Dome lens.
DL419.....\$14.00 ea.



1950-1956 All except convertibles.
DL506.....\$10.50 ea.



1950-1956 Except convertibles. Chrome dome lens rim. Has square hole for switch.
DR506\$19.50 ea.



1950-1956 All convertibles. 1954-1956 Series 50-70 convertibles located on top bow.
DL506C\$9.25 ea.



Housing for above lens. Complete.
DLH506C.....\$33.00 ea.



1950-1960 All with side roof courtesy lens.
CL502.....\$9.75 ea.



1954-1960 All convertibles. Rear courtesy lamp housings.
CLH542\$27.75 ea.



1954-1960 All convertibles and 2 door hardtop (at rear armrest).
CL544.....\$5.25 ea.

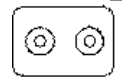


1957-1960 All round style (3 7/8").
DL578.....\$11.50 ea.

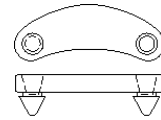


Seat Parts

1936-1940 Pads, folding front seat rest, steel core. Also used as bumper, slat iron to compartment on convertibles.



SP360\$64.25 pr.



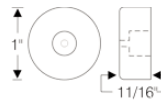
1941-1949 Rest pads, seat back, outer, on two door styles with folding seats. Specify color when ordering.

1941-1948: All as required;
1949: Style 4407 only.

SP419.....(Black)\$34.00 pr.
SP419N.....(Brown)\$39.75 pr.



1953-1958 Seat rest bumper. Used on all 2-door models. 4 needed per car.
SB538.....\$7.75 ea.



1959-1960 Seat rest bumper. Used on all 2-door models. 2 needed per car.
SB590\$10.00 ea.

Hog Rings

For attaching seat covers to frame.
HR360.....Bag of 100.....\$8.75 ea.



Hog Ring Pliers

For attaching hog rings to seat covers.
HRP360.....\$29.50 ea.



Door Jamb Switches

1930-1958:

1930 thru 1956 All front and rear.
1957-1958 All rear.

DJS308.....\$18.00 ea.



1959-1960 All

DJS590.....\$24.25 ea.



Power Seat Switches

1957-1958 All 6-way power seats. Includes chrome Escutcheon.
SS578A.....\$187.00 ea.



1957-1958 All 6-way power seats. Does not include chrome Escutcheon.
SS578.....\$149.00 ea.



1957-1958 All 6-way power seats. Chrome Escutcheon.
SSE578.....\$99.00 ea.




Door Sills (Group 11.175)

*Door Sills are Custom made one set at a time, delivery may take up to 7 mo. or longer.
We do stock some for immediate delivery - (*) or add "P" to the item to check availability.*

IF YOU DO NOT SEE YOUR MODEL LISTED, PLEASE ASK. WE CAN CUSTOM MAKE ANY SILL.

YEAR	MODELS	CARS #	PRICE
1909	4-Door Touring Model 17 (aluminum)	DS0917A	...\$239.53 set
1918-1920	4-Door Touring, 7-Passenger E-49, H-49, K-49.....	DS180\$321.20 set
1922	2-Door Sport Roadster Model 54 3 passenger.....	DS22\$239.53 set
1923	2-Door Models 39, 44.....	DS23\$239.53 set
1923	4-Door Touring Models 35, 45, 49.....	DS23A\$272.25 set
1925	2-Door Master Series Coupe Model 40.....	DS25\$239.53 set
1925	4-Door Standard and Master Models 255, 45, 47, 47A.....	DS25A\$272.25 set
1926	2-Door Master Series Models 44, 48.....	DS26\$239.53 set
1926	4-Door Master Series Touring 5-Passenger Model 45.....	DS26B\$272.25 set
1927	2-Door Master Series Sport Roadster Model 54 4-Passenger.....	DS27\$239.53 set
1927	4-Door Standard and Master Series Models 25, 50.....	DS27A\$272.25 set
1928	2-Door Standard and Master Series Models 24, 26S, 54.....	DS28\$266.75 set
1928	4-Door Standard Series Sedan 5-Passenger Model 20.....	DS28A\$266.75 set
1928	4-Door Standard Series Models 25, 27, 47.....	DS28B\$293.98 set
1929	2-Door Models 20, 26S, 44, 46, 48, 54CC, 58.....	DS29\$250.53 set
1929	4-Door Touring Series 116 Australian Body.....	DS29A\$293.98 set
1929	4-Door Sedan Models 27, 47, 51, 57 Series 121.....	DS29B\$293.98 set
1929	4-Door Sedan McLaughlin 7-Passenger Model 50 Series 129.....	DS29M\$293.98 set
1929	4-Door Closed Coupe Sedan 5-Passenger Model 41 Series 121.....	DS29N\$293.98 set
1930	2-Door Models 40, 44, 46, 46S.....	DS30\$250.53 set
1930	4-Door Sedan Models 47, 57, 67.....	DS30A\$293.98 set
1931	2-Door Models 56C, 56S, 64, 66, 66S, 86, 94, 96S, 96C.....	DS31\$250.53 set
1931	4-Door Models 55, 57, 67, 95.....	DS31A\$293.98 set
1932	2-Door Convertible Models 68C, 86, 96C.....	DS32\$250.53 set
1932	4-Door Sedan Models 57, 67, 87, 90, 90L.....	DS32A\$293.98 set
1932	4-Door Sport Phaeton 7-Passenger Model 95, Series 90.....	DS32B\$348.43 set
1933	2-Door Models 56S, 58, 68, 96.....	DS33\$250.53 set
1933	4-Door Sedan Models 57, 67, 87, 88C.....	DS33A\$293.98 set
1934	2-Door Convertible Coupe Model 96C, Series 90.....	DS34\$250.53 set
1934	4-Door Sedan Models 47, 67, 91, 98C, 90L.....	DS34A\$293.98 set
1935	2-Door Convertible Coupe Model 66C, Series 60.....	DS35\$250.53 set



*Door Sills are Custom made one set at a time, delivery may take up to 7 mo. or longer.
We do stock some for immediate delivery - (*) or add "P" to the item to check availability.*

IF YOU DO NOT SEE YOUR MODEL LISTED, PLEASE ASK. WE CAN CUSTOM MAKE ANY SILL.

YEAR	MODELS	CARS #	PRICE	SCREW SET	PRICE
1936	2-Door Century Models 66S, 68	DS36	\$239.53 set	DSS555.....	\$5.78 set
1936	4-Door Special and Century Sedan Models 41, 61	DS36A	\$293.98 set		
1936	4-Door Roadmaster Sedan Models 80C, 81	DS36B	\$293.98 set		
1937	4-Door McLaughlin Special	DS36M	\$293.98 set		
1937	4-Door Roadmaster Phaeton Model 80C	DS37SC	\$294.25 set		
1937-1938	2-Door Sedans Model 44, 48, 64, 68	DS378S	\$239.53 set		
1937-1938	2-Door Coupes and Conv't. Model 46, 46C, 46S, 66C, 66S	DS378C	\$239.53 set		
1937-1938	4-Door Roadmaster Series 80 and 90.....	DS378B	\$328.90 set		
1937-1938	4-Door Sedan and Conv't. Model 40C, 41, 47, 60C, 61, 67	DS378	\$304.98 set		
1939	4-Door Touring Sedan (5 pass.) Model 41	DS39TS	\$346.23 set		
1939	4-Door Sport Phaeton Model 80C	DS39SP	\$328.90 set		
1939	4-Door Convertible Sedan Model 81C	DS39CV	\$328.90 set		
1939-1940	4-Door Special Century Phaeton Model 41C, 61C.....	DS390	\$348.43 set		
1939-1940	2-Door Convertible & Coupe Models 46,46C,46S,66,66C,66S.....	DS390C	\$317.35 set		
1939-1940	2-Door Special Model 48.....	DS40P	\$294.25 set		
1940	4-Door Sedan Special Series 40 Model 41	DS40SS	\$317.35 set		
1940	2-Door Business Coupe Model 46	DS40SC	\$317.35 set		
1940	2-Door Convertible and Coupe Models 56C, 56S, 76C, 76S	DS40C	\$279.75 set		
1940	4-Door Super Convertible Sedan Model 51C.....	DS40E	\$321.20 set		
1940	4-Door Roadmaster Convertible Sedan Model 71C.....	DS40F	\$321.20 set		
1940	4-Door Super Woody Wagon Model 59	DS40D	\$321.20 set		
1940	4-Door Series 80	DS40B	\$328.90 set		
1940	4-Door Super Sedan Model 51 (6 pieces).....	DS40M	\$352.00 set		
1940	4-Door Century Series 60 Model 61	DS40BC	\$315.70 set		
1940	4-Door Roadmaster Sedan Model 71.....	DS40BS	\$346.23 set		
1940	4-Door Flxble Ambulance.....	DS40A	\$444.40 set		
1941-1949	4-Door Special and Century Sedans Models 41, 47, 61.....	DS419	\$328.90 set		
1941	2-Door Special Sport Coupe Model 44S	DS41SC	\$259.60 set		
1941	2-Door Convertible and Coupe 56C, 56S, 76C, 76S.....	DS41CC.....	\$317.35 set		
1941 & 1946	2-Door Convertible Special 44C (left and right diff.)	DS41CS	\$317.35 set		
1941	4-Door Convertible Series 51, 51C, 71, 71C (6 pieces).....	DS41BC	\$340.45 set		
1941-1942	4-Door Estate Wagon Model 49	DS41W	\$352.00 set		
1941-1948	2-Door Sedanette 46SSE, 66S, 46S	DS41W	\$300.03 set		
1942	2-Door Super Convertible Coupe 56C - no etch	DS42CC.....	\$352.00 set		
1942	2-Door Super and Roadmaster Conv't. Models 56C, 76C	DS42BC.....	\$375.10 set		

Door Sills (Group 11.175)

*Door Sills are Custom made one set at a time, delivery may take up to 7 mo. or longer.
We do stock some for immediate delivery - (*) or add "P" to the item to check availability.*

IF YOU DO NOT SEE YOUR MODEL LISTED, PLEASE ASK. WE CAN CUSTOM MAKE ANY SILL.

YEAR	MODELS	CARS #	PRICE	SCREW SET	PRICE
1946-1948	4-Door Estate Wagon (no etch).....	DS48W	\$352.00	set	
1946-1948	2-Door Convertible 56C, 76C (left and right diff.)	DS468C	\$ 352.00	set	
1947-1948	2-Door Super and Roadmaster Sedanette Models 56S, 76S.....	DS47S	\$328.90	set	
1946-1948	4-Door Super and Road. Sedans & Wag. Mod 51, 59, 71, 79.....	DS468B	\$340.45	set	
1949	4-Door Super and Road. Sedans & Wag. Mod 51, 59, 71, 79.....	DS49B	\$325.60	set	
1949	2-Door Super and Roadmaster Sedanette Models 56S, 76S9.....	DS49S	\$317.35	set	
1949	2-Door Super and Road. Conv. Models 56C,76C, 76R.....	DS49BC	\$340.45	set	
1950	2-Door Special Models 46D, 46S. No Etch	DS50	\$306.08	set	
1950	4-Door Special Models 41, 41D ,43, 43D.....	DS50A	\$321.20	set	
1950	2-Door Super and Road. Mod 56S,56R,56C,75R,76S,76C,76R...DS50C	DS50C	\$299.48	set	
1950	4-Door Super and Roadmaster Sedans Models 52, 72.....	DS50B	\$317.35	set	
1950	4-Door Super and Road. Sedans & Wag. Mod 51, 59, 71, 79.....	DS50D	\$325.60	set	
1950	2-Door Super and Road. 56R, 56C, 56S, 76R, 76C..5" at widest	DS51C	\$299.48	set	
1951	2-Door Sup & Road. 56R, 56C, 56S, 76R, 76C 3 3/4" at widest....	DS51D	\$363.83	set	
1951	4-Door Special Sedan Models 41, 41D	DS51S	\$325.60	set	
1951	4-Door Super & Road. Sedan & Wag Mod 51, 59, 71, 79.....	DS51W	\$340.45	set	
1951	4-Door Super Mod 52 no etch, Front sill 4 1/8" at widest part.....	DS51BX	\$328.90	setDSS555.....\$5.78 set
1951	4-Door Super Model 52 no etch, Front sill 3 3/8" at widest	DS51BS	\$328.90	set	
1952-1953	4-Door Special Sedan Models 41, 41D	DS523	\$321.20	set	
1952-1953	4-Door Super and Road. Sedans & Wag Mod 52, 59, 72R, 79	DS52W	\$363.83	set	
1952-1953	2-Door Super and Roadmaster Models 56C, 56R, 76C, 76R.....	DS523BC	\$328.90	set	
1952-1953	2-Door Special Models 45R, 46C, 46S, 48D (4 piece set).....	DS513S	\$299.48	set	
1953	Skylark.....	DS53X	\$254.10	set	
1954	4-Door Special and Century Sedan Models 41D, 61, 69.....	DS54A	\$332.20	set	
1954	4-Door Super and Roadmaster Sedan Models 52, 72R.....	DS54B	\$332.20	set	
1954	2-Door Skylark.....	DS54X	\$288.48	set	
1954	2-Door Special and Century Mod 46R, 46C, 48D, 66R, 66C	DS54C	\$323.13	set	
1954	2-Door Super and Road Cpe & Conv. mod 56R, 56C76R, 76C...DS54BC.....	DS54BC	\$323.13	set	
1955-1956*	2-Door Special and Century Mod 46R, 46C, 48, 66R, 66C	DS556	\$125.00	set	
1955-1956*	4-Door Special and Century Hardtop Models 43, 49, 63, 69	DS556RS	\$159.00	set	
1955-1956*	4-Door Special and Century Sedan Models 41, 61	DS556S	\$159.00	set	
1955-1956	2-Door Super and Roadmaster Models 56R, 56C, 76R, 76C.....	DS556R	\$229.48	set	
1955-1956	4-Door Super and Roadmaster Models 52, 72R	DS556RB	\$353.93	set	
1957-1958*	2-Door Special and Century Models 46R, 46C, 48, 66R, 66C	DS578	\$129.00	set	
1957-1958	4-Door Special and Century Models 41, 43, 49, 49D, 63, 69	DS578D	\$242.28	set	
1957-1958	2-Door All Super, Roadmaster and Limited Models	DS578B	\$288.48	set	
1957-1958	4-Door Super, Roadmaster and Limited Hardtops	DS578A	\$288.48	set	
1959-1960*	All 2-Door Models.....	DS590	\$129.25	set	
1959-1960	4-Door LeSabre, Invicta and Wagon Models.....	DS590A	\$299.48	set	
1959-1960	4-Door Electra 225 Models.....	DS590B	\$299.48	set	